AS/NZS Test Report

Equipment	:	**802.11ax Wi-Fi 6E + BT5.4 Module**
Model No.	:	**Veda IF913**
Brand Name	:	**Ezurio**
Applicant	:	**Ezurio LLC**
Address	:	**W66N220 Commerce Court, Cedarburg, WI 53012 United States Of America**
Standard	:	**AS/NZS 4268:2017+Amd 1:2021**
Received Date	:	**Jan. 12, 2026**
Tested Date	:	**Feb. 04 ~ Mar. 12, 2026**

We, International Certification Corporation, would like to declare that the tested sample has been evaluated and in compliance with the requirement of the above standards. The test results contained in this report refer exclusively to the product. It shall not be reproduced except in full without the written approval of our laboratory.

Reviewed by:	**Approved by:**
Alex Huang	Gary Chang
Alex Huang / Supervisor	**Gary Chang / Manager**

Table of Contents

1 GENERAL DESCRIPTION 5

1.1 Information 5
1.2 Local Support Equipment List 9
1.3 Test Setup Chart 9
1.4 Test Equipment and Calibration Data 10
1.5 Testing Applied Standards 11
1.6 Deviation from Test Standard and Measurement Procedure 11
1.7 Measurement Uncertainty 11

2 TEST CONFIGURATION 12

2.1 Testing Facility 12
2.2 The Worst Test Modes and Channel Details 13

3 TRANSMITTER TEST RESULTS 15

3.1 Maximum EIRP 15
3.2 Emission Bandwidth 16
3.3 Power Spectral Density 17
3.4 Operating Frequencies 18
3.5 Transmitter Spurious Emissions 19

4 RECEIVER TEST RESULTS 22

4.1 Receiver Spurious Emissions 22

5 PHOTOGRAPHS OF THE TEST CONFIGURATION 25

6 TEST LABORATORY INFORMATION 34

Appendix A. EIRP
Appendix B. Emission Bandwidth & Operating Frequencies
Appendix C. Power Spectral Density
Appendix D. Transmitter Spurious Emissions
Appendix E. Receiver Spurious Emissions

Release Record

Report No.	Version	Description	Issued Date
AR611202AC	Rev. 01	Initial issue	Aug. 18, 2026

Summary of Test Result

Ref. Std. Clause	Test Items	Measured	Result
6.3	Maximum EIRP	EIRP (dBm): 27.46	Pass
6.5	Emission Bandwidth	Meet the requirement of limit.	Pass
6.6	Operating Frequencies	Meet the requirement of limit.	Pass
6.4	Transmitter Spurious Emissions	Meet the requirement of limit.	Pass
7.2	Receiver Spurious Emissions	Meet the requirement of limit.	Pass
Row 60 Note2	Peak Power Spectral Density	Meet the requirement of limit.	Pass

Declaration of Conformity:
The test results with all measurement uncertainty excluded are presented in accordance with the regulation limits or requirements declared by manufacturers.
Comments and Explanations:
The declared of product specification for EUT presented in the report are provided by the manufacturer, and the manufacturer takes all the responsibilities for the accuracy of product specification..

1 General Description

1.1 Information

1.1.1 Product Details

Model Name	Part No.	Product Name	Description
Veda IF913	453-00400	802.11ax Wi-Fi 6E + BT5.4 Module	Module, Veda IF913, SIP, Tri Band, No Embedded Memory, RF Trace Pin
	453-00401		Module, Veda IF913, SIP, Tri Band, Embedded Ext. Memory, 8M PSRAM, 8M Flash, RF Trace Pin

1.1.2 Specification of the Equipment under Test (EUT)

RF General Information					
Frequency Range (MHz)	IEEE Std. 802.11	Ch. Freq. (MHz)	Channel Number	Transmit Chains (N_{TX})	Data Rate / MCS
2400-2483.5	b	2412-2472	1-13 [13]	1	1-11 Mbps
2400-2483.5	g	2412-2472	1-13 [13]	1	6-54 Mbps
2400-2483.5	n (HT20)	2412-2472	1-13 [13]	1	MCS 0-7
2400-2483.5	ax (HE20)	2412-2472	1-13 [13]	1	MCS 0-11
Note 1: 802.11b uses a combination of DBPSK, DQPSK, CCK modulation. Note 2: 802.11g/n/ax uses a combination of OFDM/OFDMA-BPSK, QPSK, 16QAM, 64QAM, 256QAM and 1024QAM modulation.					

1.1.3 Antenna Details

Integrated Antenna

Brand / Model	Part Number	Type	Connector	Operating Frequencies (MHz) / Antenna Gain (dBi)				
				2400~2483.5	5150~5250	5250~5350	5470~5725	5725~5850
Yageo / Chip Antenna	ANT1608LL14R2460A	Chip	NA	2.3	0.1	0.1	1.8	2.5

Brand / Model	Part Number	Type	Connector	Operating Frequencies (MHz) / Antenna Gain (dBi)
				5925~6425
Yageo / Chip Antenna	ANT1608LL14R2460A	Chip	NA	2.7

External Antenna

Brand / Model	Part Number	Type	Connector	Operating Frequencies (MHz) / Antenna Gain (dBi)				
				2400~2483.5	5150~5250	5250~5350	5470~5725	5725~5850
Ezurio / FlexMIMO 6E	EFD2471A3S -10MH4L	PIFA	MHF4L	2.2	3.8	3.8	3.8	3.8
Ezurio / FlexPIFA 6E	EFB2471A3S -10MH4L	PIFA	MHF4L	2.2	3.9	3.9	3.9	3.9
Ezurio / Mini NanoBlade Flex 6GHz	EMF2471A3 S-10MH4L	PCB Dipole	MHF4L	2.4	4.4	4.4	4.4	4.4
Joymax Electronics / Dipole 6E	TWX-100BR S3B	Dipole	RP-SMA	2	4	4	4	4
Ezurio / FlexPIFA Dual Band	001-0021	PIFA	IPEX MHF4L	2.5	3	3	3	3
Ezurio / FlexPIFA Dual Band	EFB2455A3S -15MH4L	PIFA	MHF1	2.5	3	3	3	3

Brand / Model	Part Number	Type	Connector	Operating Frequencies (MHz) / Antenna Gain (dBi)
				5925~6425
Ezurio / FlexMIMO 6E	EFD2471A3S-10MH4L	PIFA	MHF4L	3.3
Ezurio / FlexPIFA 6E	EFB2471A3S-10MH4L	PIFA	MHF4L	3.8
Ezurio / Mini NanoBlade Flex 6GHz	EMF2471A3S-10MH4L	PCB Dipole	MHF4L	5.2
Joymax Electronics / Dipole 6E	TWX-100BRS3B	Dipole	RP-SMA	4

1.1.4 EUT Operational Condition

Power Supply Type	3.3Vdc from host		
SW Version	IFX_Ezurio-H1CP-04022026-2		
Operational Climatic	☒ Tnom (20°C)	☒ Tmax (85°C)	☒ Tmin (-40°C)
Operational Voltage	☒ Vnom (3.3 V)	☒ Vmax (3.6 V)	☒ Vmin (3 V)
RU Configuration	☒ Full RU	☒ Partial RU	

1.1.5 Accessories

N/A.

1.1.6 Channel List

Channel	Frequency(MHz)
1	2412
2	2417
3	2422
4	2427
5	2432
6	2437
7	2442
8	2447
9	2452
10	2457
11	2462
12	2467
13	2472

1.1.7 Test Tool and Duty Cycle

full RU configuration

Test Tool	Command, Version: 28.10.400.1	
Modulation Mode	**Duty Cycle Of Test Signal (%)**	**Duty Factor (dB)**
11b	99.82%	0.01
11g	98.59%	0.06
ax HE20_OFDMA	96.46%	0.16

partial RU configuration

Test Tool	Command, Version: 28.10.400.1	
Modulation Mode	**Duty Cycle Of Test Signal (%)**	**Duty Factor (dB)**
ax HE20_OFDMA_RU26	99.13%	0.04
ax HE20_OFDMA_RU52	99.22%	0.03
ax HE20_OFDMA_RU106	98.43%	0.07

1.1.8 Power Index of Test Tool

full RU configuration

Modulation Mode	Test Frequency (MHz)		
	2412	2442	2472
11b	93	93	81
11g	87	87	87
ax HE20_OFDMA	88	88	84

partial RU configuration

Modulation Mode	Test Frequency (MHz)		
	2412	2442	2472
ax HE20_OFDMA_RU26	88	88	88
ax HE20_OFDMA_RU52	88	88	88
ax HE20_OFDMA_RU106	88	88	88

1.2 Local Support Equipment List

Support Equipment List					
No.	**Equipment**	**Brand**	**Model**	**S/N**	**Remarks**
1	Laptop	Lenovo	TP00003B	R9-L1LRK	Provided by applicant.
2	Fixture	---	---	---	Provided by applicant.
3	50Ω terminator	---	---	---	---

1.3 Test Setup Chart

Test Setup Diagram (Radiated Test)

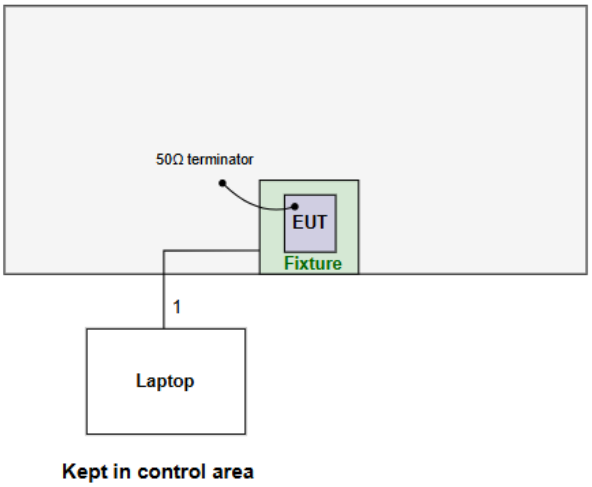

Test Setup Diagram (Conducted Test)

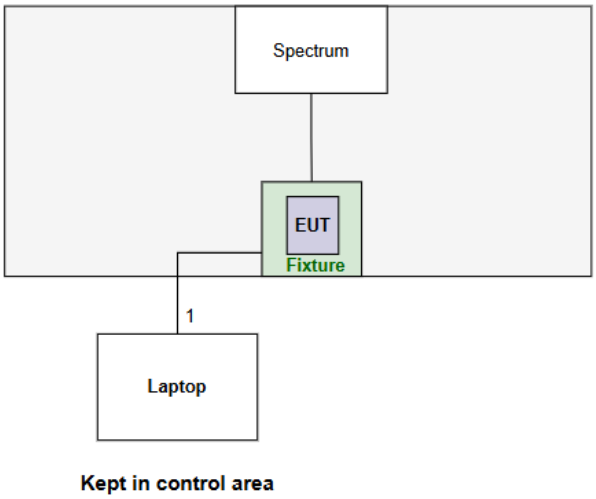

No.	Signal cable / Length (m)
1	Type-C USB, 1.3m shielded.

1.4 Test Equipment and Calibration Data

Test Item	Radiated Emissions				
Test Site	Fully-anechoic chamber 1 / (05CH01-WS)				
Test Date	Feb. 06 ~ Feb. 10, 2026				
Instrument	**Brand**	**Model No.**	**Serial No.**	**Calibration Date**	**Calibration Until**
Spectrum Analyzer	Agilent	N9010A	MY54200247	Nov. 25, 2025	Nov. 24, 2026
Bilog Antenna	SCHWARZBECK	VULB9168	VULB9168-524	Jan. 15, 2026	Jan. 14, 2027
Horn Antenna 1G-18G	SCHWARZBECK	BBHA 9120 D	BBHA 9120 D 1094	Nov. 28, 2025	Nov. 27, 2026
Horn Antenna 18G-40G	SCHWARZBECK	BBHA 9170	BBHA 9170508	Jan. 23, 2026	Jan. 22, 2027
Preamplifier	Agilent	83017A	MY39501308	Nov. 24, 2025	Nov. 23, 2026
Preamplifier	EMC	EMC02325	980146	Oct. 23, 2025	Oct. 22, 2026
Preamplifier	EMC	EMC184045SE	980903	Aug. 08, 2025	Aug. 07, 2026
RF Cable-1M	EMC	EMC104-35M-35M-1000	S/N:210904	Oct. 07, 2025	Oct. 06, 2026
RF Cable	HUBER+SUHNER	SUCOFLEX104	MY16609/4	Oct. 07, 2025	Oct. 06, 2026
RF Cable	HUBER+SUHNER	SUCOFLEX104	MY15686/4	Oct. 07, 2025	Oct. 06, 2026
LF cable 3M	Woken	CFD400NL-LW	CFD400NL-005	Oct. 07, 2025	Oct. 06, 2026
LF cable 10M	Woken	CFD400NL-LW	CFD400NL-006	Oct. 07, 2025	Oct. 06, 2026
Measurement Software	AUDIX	e3	6.120210g	NA	NA
Note: Calibration Interval of instruments listed above is one year.					

Test Item	RF Conducted				
Test Site	(TH01-WS)				
Test Date	Feb. 04 ~ Mar. 11, 2026				
Instrument	**Brand**	**Model No.**	**Serial No.**	**Calibration Date**	**Calibration Until**
Spectrum Analyzer	R&S	FSV40	101910	Apr. 18, 2025	Apr. 17, 2026
TEMP&HUMIDITY CHAMBER	GIANT FORCE	GCT-225-40-SP-SD	MAF1212-002	Jun. 26, 2025	Jun. 25, 2026
Power Sensor	Agilent	U2021XA	MY54070003	Mar. 19, 2025	Mar. 18, 2026
RF Cable-1M	EMC	EMC104-35M-35M-1000	S/N:210928	Oct. 11, 2025	Oct. 10, 2026
Measurement Software	Sporton	SENSE-300328_DTS	5.11.6.0	NA	NA
Measurement Software	Sporton	SENSE-301893_NII	5.11.8.0	NA	NA
Measurement Software	Agilent	EN RF test	1.1501125	NA	NA
Note: Calibration Interval of instruments listed above is one year.					

Test Item	Radiated Emissions				
Test Site	(10CH02-HY)				
Test Date	Mar. 12, 2026				
Instrument	**Brand**	**Model No.**	**Serial No.**	**Calibration Date**	**Calibration Until**
10m Semi Anechoic Chamber	TDK	SAC-10M	10CH02-HY	Aug. 29, 2025	Aug. 28, 2026
Receiver	R&S	ESU26	100422	Nov. 14, 2025	Nov. 13, 2026
Loop Antenna	TESEQ	HLA 6120	31244	Mar. 20, 2025	Mar. 19, 2026
Turn Table	EM Electronics	EM 1000	60546	--	---
RF Cable-R10m	HUBER+SUHNER	RG223/U + RG8/U	CB026-B30M	Aug. 22, 2025	Aug. 21, 2026
Software	Audix	E3	6.12 160809	--	---
Note: Calibration Interval of instruments listed above is one year.					

1.5 Testing Applied Standards

AS/NZS 4268:2017+Amd 1:2021

1.6 Deviation from Test Standard and Measurement Procedure

None

1.7 Measurement Uncertainty

The measurement uncertainties given below are based on a 95% confidence level (based on a coverage factor (k=2)).

Measurement Uncertainty		
Parameters	**Uncertainty**	**Limit**
Radio Frequency	±1.4 x 10^{-9}	±1 × 10^{-5}
RF power conducted	±0.808 dB	±1,5 dB
RF power radiated	±3.398 dB	±6 dB
Spurious emission, conducted	±2.470 dB	±3 dB
Spurious emission, radiated	±3.398 dB	±6 dB
Humidity	±4.7%	±5 %
Temperature	±0.8 °C	±2 °C
Time	±0.1 %	±10 %

2 Test Configuration

2.1 Testing Facility

Test Laboratory	International Certification Corporation
Test Site	TH01-WS, 05CH01-WS
Address of Test Site	No.3-1, Lane 6, Wen San 3rd St., Kwei Shan Dist., Tao Yuan City 33381, Taiwan (R.O.C.)

Test Laboratory	Sporton International Inc. Hsinhua Laboratory
Test Site	10CH02-HY
Address of Test Site	No. 52, Huaya 1st Rd., Guishan Dist., Taoyuan City 333411, Taiwan (R.O.C.) Tel: 886-3-327-3456, Fax: 886-3-327-0973

Note: * ICC lab subcontracts this test item to Sporton Hsinhua Lab (TAF: 3785).
Sporton Hsinhua Lab is a TAF accreditation test firm and also is an approved provider of ICC lab.

2.2 The Worst Test Modes and Channel Details

Full RU configuration							
Test item	**Modulation Mode**	**Test Frequency (MHz)**	**Data Rate**	**Test method**	**Mode**	**Note**	**Test Configuration**
Maximum EIRP Power Spectral Density Emission Bandwidth & Operating Frequencies	11b 11g ax HE20_OFDMA	2412 / 2442 / 2472 2412 / 2442 / 2472 2412 / 2442 / 2472	1 Mbps 6 Mbps MCS 0	Conducted	1TX	---	---
Transmitter Spurious Emissions ≤ 30 MHz	11b 11g ax HE20_OFDMA	2412 / 2472 2412 / 2472 2412 / 2472	1 Mbps 6 Mbps MCS 0	Radiated	1TX	Note 3	1 ~ 7
Receiver Spurious Emissions ≤ 30 MHz					1RX		
Transmitter Spurious Emissions ≤ 1GHz	11g ax HE20_OFDMA	2412 / 2472 2412 / 2472	6 Mbps MCS 0	Conducted	1TX	---	---
				Radiated		Note 2	---
Transmitter Spurious Emissions > 1GHz	11b 11g ax HE20_OFDMA	2412 / 2472 2412 / 2472 2412 / 2472	1 Mbps 6 Mbps MCS 0	Conducted	1TX	---	---
				Radiated		Note 2	---
Receiver Spurious Emissions	11g ax HE20_OFDMA	2412 / 2472 2412 / 2472	6 Mbps MCS 0	Conducted	1RX	---	---
				Radiated		Note 2	---

NOTE:

1. The EUT was pretested with 3 orientations placed on the table for the radiated emission measurement – X, Y, and Z-plane. The **Z-plane** result was found as the worst case and was shown in this report.
2. The 50Ω terminator is connected to antenna port of EUT for radiated emission measurement.
3. Test configurations for Spurious Emission below 30MHz Test:
   Configuration 1: Chip Antenna_ANT1608LL14R2460A
   Configuration 2: Dipole 6E_TWX-100BRS3B
   Configuration 3: FlexMIMO 6E_EFD2471A3S-10MH4L
   Configuration 4: FlexPIFA 6E_EFB2471A3S-10MH4L
   Configuration 5: FlexPIFA Dual Band_001-0021
   Configuration 6: FlexPIFA Dual Band_EFB2455A3S-15MH4L
   Configuration 7: Mini NanoBlade Flex 6GHz_EMF2471A3S-10MH4L
4. Two skus had been covered during the pretest and found that **Part No. 453-00401** was the worst case and was selected for the final test. (sku 1: Part No. 453-00400, sku 2: Part No. 453-00401)

Partial RU configuration							
Test item	**Modulation Mode**	**Test Frequency (MHz)**	**Data Rate**	**Test method**	**Mode**	**Note**	**Test Configuration**
Maximum EIRP Power Spectral Density	ax HE20_OFDMA_RU26 ax HE20_OFDMA_RU52 ax HE20_OFDMA_RU106	2412 / 2442 / 2472	MCS 0	Conducted	1TX	---	---
Transmitter Spurious Emissions ≤ 30 MHz	ax HE20 _OFDMA_RU106	2412 / 2472	MCS 0	Radiated	1TX	Note 3	1~ 7
Transmitter Spurious Emissions ≤ 1GHz	ax HE20 _OFDMA_RU106	2412 / 2472	MCS 0	Conducted	1TX	---	---
Transmitter Spurious missions > 1GHz				Radiated		Note 2	---

NOTE:

1. The EUT was pretested with 3 orientations placed on the table for the radiated emission measurement – X, Y, and Z-plane. The **Z-plane** result was found as the worst case and was shown in this report.
2. The 50Ω terminator is connected to antenna port of EUT for radiated emission measurement.
3. Test configurations for Spurious Emission below 30MHz Test:
   Configuration 1: Chip Antenna_ANT1608LL14R2460A
   Configuration 2: Dipole 6E_TWX-100BRS3B
   Configuration 3: FlexMIMO 6E_EFD2471A3S-10MH4L
   Configuration 4: FlexPIFA 6E_EFB2471A3S-10MH4L
   Configuration 5: FlexPIFA Dual Band_001-0021
   Configuration 6: FlexPIFA Dual Band_EFB2455A3S-15MH4L
   Configuration 7: Mini NanoBlade Flex 6GHz_EMF2471A3S-10MH4L
4. Two skus had been covered during the pretest and found that **Part No. 453-00401** was the worst case and was selected for the final test. (sku 1: Part No. 453-00400, sku 2: Part No. 453-00401)

3 Transmitter Test Results

3.1 Maximum EIRP

3.1.1 EIRP Limits

The equivalent isotropic radiated power (e.i.r.p.) shall be equal to or less than 4 W (36dBm).

3.1.2 Test Procedures

Reference to clause 6.2.1 of AS/NZS 4268:2017+Amd 1:2021.

3.1.3 Test Setup

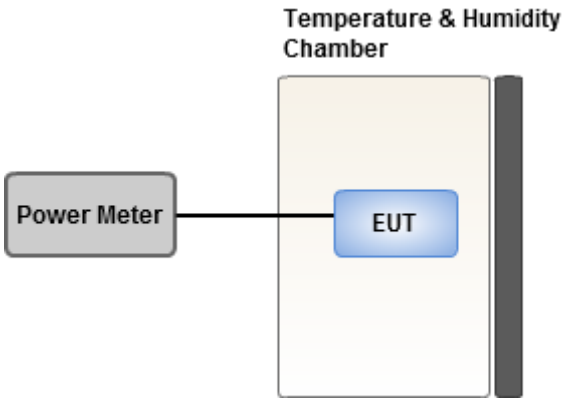

3.1.4 Test Results

Ambient Condition	25°C / 65%	**Tested By**	Ryan Lee

Refer to Appendix A.

3.2 Emission Bandwidth

3.2.1 Limit of Emission Bandwidth

The upper and lower frequency limits of the transmitter 99% emission power bandwidth shall at all times remain within the operating frequency limits.

3.2.2 Test Procedures

Reference to clause 6.2.1 of AS/NZS 4268:2017+Amd 1:2021.

3.2.3 Test Setup

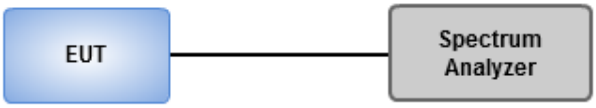

3.2.4 Test Results

Ambient Condition	25°C / 65%	**Tested By**	Ryan Lee

Refer to Appendix B.

3.3 Power Spectral Density

3.3.1 Power Spectral Density Limits

The raidated peak power spectral density in any 3 kHz is limited to 25 mW (14dBm) per 3 kHz.

3.3.2 Test Procedures

Reference to clause 6.2.1 of AS/NZS 4268:2017+Amd 1:2021.

3.3.3 Test Setup

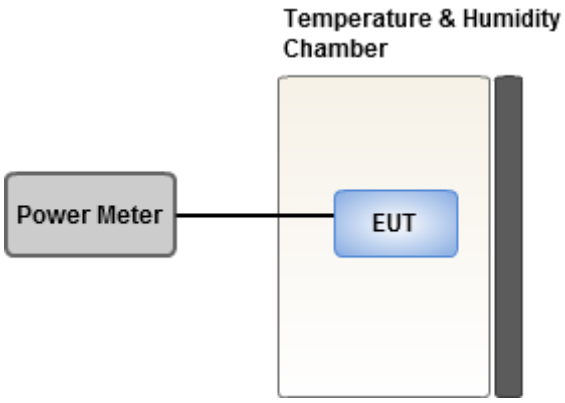

3.3.4 Test Results

Ambient Condition	25°C / 65%	**Tested By**	Ryan Lee

Refer to Appendix C.

3.4 Operating Frequencies

3.4.1 Limit of Operating Frequencies

The upper and lower frequency limit of the emission bandwidth shall at all times remain within the operating frequency (f_L > 2,4 GHz and f_H < 2,4835 GHz).

3.4.2 Test Procedures

Reference to clause 6.2.1 of AS/NZS 4268:2017+Amd 1:2021.

3.4.3 Test Setup

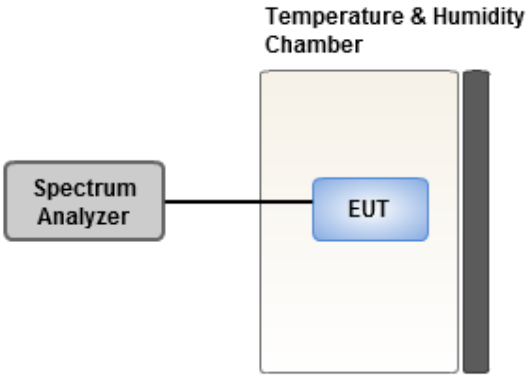

3.4.4 Test Results

Ambient Condition	25°C / 65%	**Tested By**	Ryan Lee

Refer to Appendix B.

3.5 Transmitter Spurious Emissions

3.5.1 Limit of Transmitter Spurious Emissions

Spurious Emissions Limit (Peak Power)	Frequency Range	Measurement Bandwidth
-56 dBW (2.5μW) e.i.r.p (59 dBμV/m at 10 metres)	< 150 kHz	1 kHz
	150 kHz – 30 MHz	10 kHz

Frequency Range (MHz)	Maximum power (dBm)	Bandwidth (kHz)
30 to 47	-36	100
47 to 74	-54	100
74 to 87,5	-36	100
87,5 to 118	-54	100
118 to 174	-36	100
174 to 230	-54	100
230 to 470	-36	100
470 to 862	-54	100
862 to 1000	-36	100
1000 to 12750	-30	1000

3.5.2 Test Procedures

Reference to clause 6.2.1 of AS/NZS 4268:2017+Amd 1:2021.

3.5.3 Test Setup

Below 30MHz

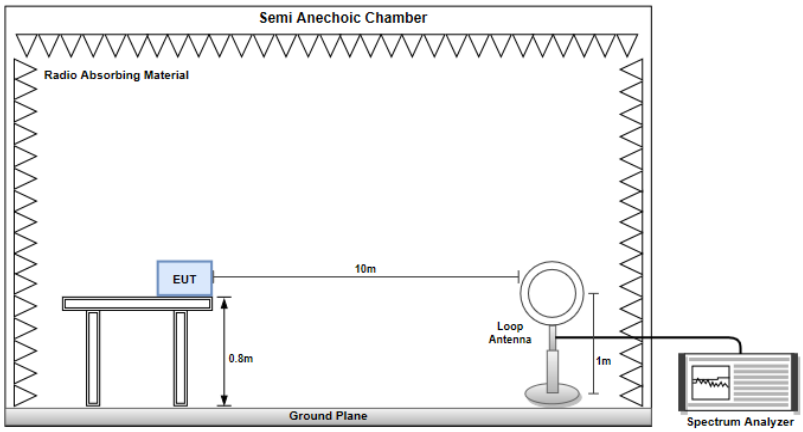

Below 1GHz

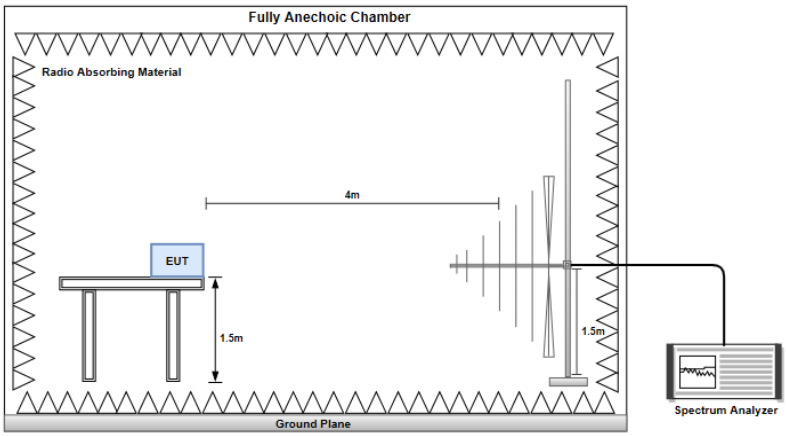

Above 1 GHz

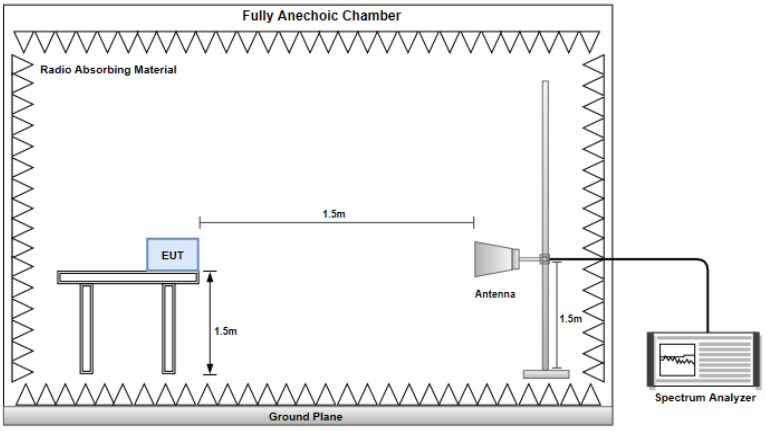

3.5.4 Test Results

Refer to Appendix D.

4 Receiver Test Results

4.1 Receiver Spurious Emissions

4.1.1 Limit of Receiver Spurious Emissions

Spurious Emissions Limit (Peak Power)	Frequency Range	Measurement Bandwidth
-56 dBW (2.5μW) e.i.r.p (59 dBμV/m at 10 metres)	< 150 kHz	1 kHz
	150 kHz – 30 MHz	10 kHz

Frequency Range	Maximum power (dBm)	Measurement bandwidth (kHz)
30 MHz to 1 GHz	-57	100
Above 1 GHz to 12.75 GHz	-47	1000

4.1.2 Test Procedures

Reference to clause 7.2.1 of AS/NZS 4268:2017+Amd 1:2021.

4.1.3 Test Setup

Below 30MHz

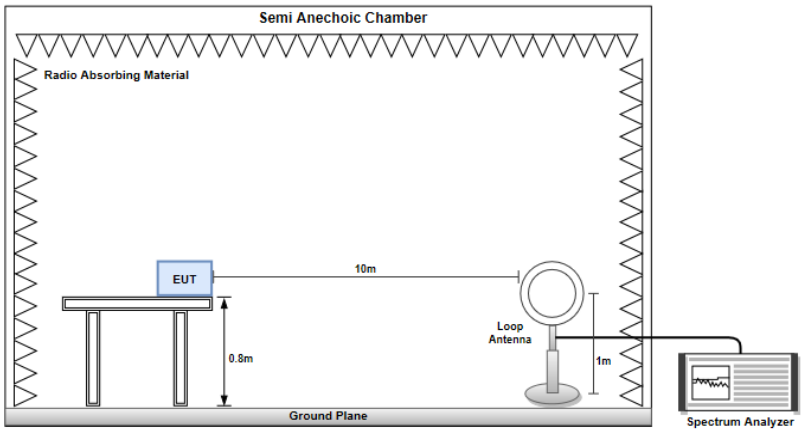

Below 1GHz

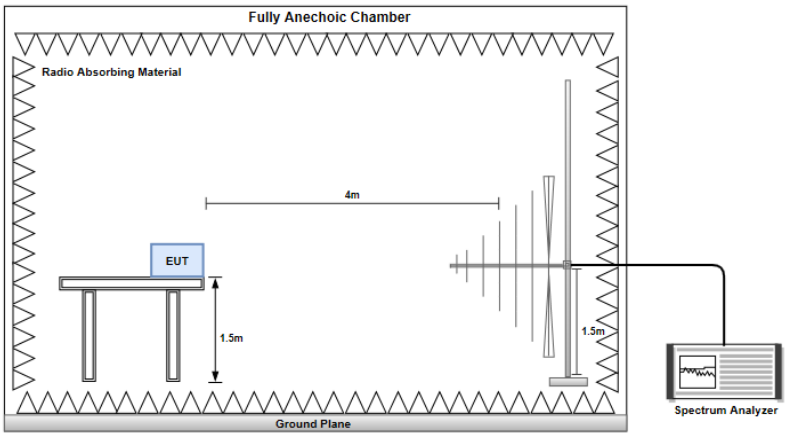

Above 1 GHz

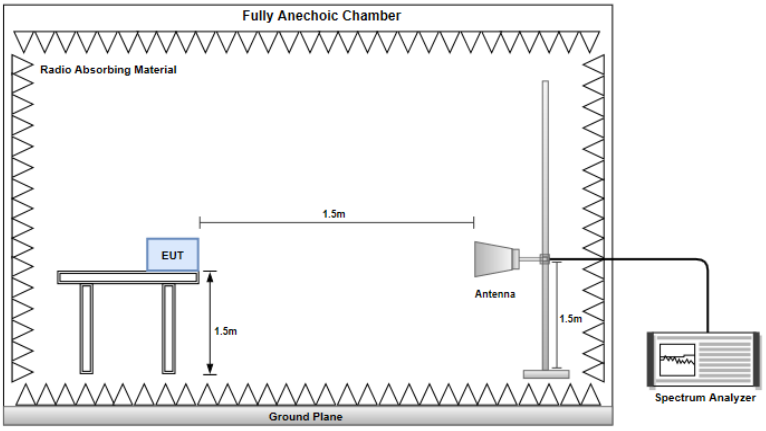

4.1.4 Test Results

Refer to Appendix E.

5 Photographs of the Test Configuration

Spurious Emission below 30MHz Test (Chip Antenna_ANT1608LL14R2460A)





Spurious Emission below 30MHz Test (Dipole 6E_TWX-100BRS3B)





Spurious Emission below 30MHz Test (FlexMIMO 6E_EFD2471A3S-10MH4L)





Spurious Emission below 30MHz Test (FlexPIFA 6E_EFB2471A3S-10MH4L)





Spurious Emission below 30MHz Test (FlexPIFA Dual Band_001-0021)





Spurious Emission below 30MHz Test (FlexPIFA Dual Band_EFB2455A3S-15MH4L)





Spurious Emission below 30MHz Test (Mini NanoBlade Flex 6GHz_EMF2471A3S-10MH4L)





Spurious Emission above 30MHz Test (Radiated)





Spurious Emission above 30MHz Test (Conducted)



6 Test laboratory information

Established in 2012, ICC provides foremost EMC & RF Testing and advisory consultation services by our skilled engineers and technicians. Our services employ a wide variety of advanced edge test equipment and one of the widest certification extents in the business.

International Certification Corporation (EMC and Wireless Communication Laboratory), it is our definitive objective is to institute long term, trust-based associations with our clients. The expectation we set up with our clients is based on outstanding service, practical expertise and devotion to a certified value structure. Our passion is to grant our clients with best EMC / RF services by oriented knowledgeable and accommodating staff.

Our Test sites are located at Linkou District and Kwei Shan District. Location map can be found on our website https://www.icertifi.com.tw.

Linkou

Tel: 886-2-2601-1640

No.30-2, Ding Fwu Tsuen, Lin Kou District, New Taipei City, Taiwan (R.O.C.)

Kwei Shan

Tel: 886-3-271-8666

No.3-1, Lane 6, Wen San 3rd St., Kwei Shan Dist., Tao Yuan City 33381, Taiwan (R.O.C.)

No.2-1, Lane 6, Wen San 3rd St., Kwei Shan Dist., Tao Yuan City 33381, Taiwan (R.O.C.)

Kwei Shan Site II

Tel: 886-3-271-8640

No.14-1, Lane 19, Wen San 3rd St., Kwei Shan Dist., Tao Yuan City 33381, Taiwan (R.O.C.)

Zhonghe

Tel: 886-2-2222-0288

1F, No. 6, Jiankang Road, Zhonghe District, New Taipei City 235045, Taiwan (R.O.C.)

If you have any suggestion, please feel free to contact us as below information.

Tel: 886-3-271-8666
Fax: 886-3-318-0345
Email: ICC_Service@icertifi.com.tw

══END══

full RU configuration

EIRP (dBm)					
Modulation Mode	11b				
Condition	Freq. (MHz)	EIRP PK Power	EIRP AV Power	Limit (dBm)	Results
$T_{nom}V_{nom}$	2412	26.47	24.91	36	Pass
$T_{min}V_{max}$	2412	26.94	25.38	36	Pass
$T_{min}V_{min}$	2412	26.96	25.40	36	Pass
$T_{max}V_{max}$	2412	25.40	23.84	36	Pass
$T_{max}V_{min}$	2412	25.37	23.81	36	Pass
$T_{nom}V_{nom}$	2442	26.38	24.87	36	Pass
$T_{min}V_{max}$	2442	26.81	25.30	36	Pass
$T_{min}V_{min}$	2442	26.84	25.33	36	Pass
$T_{max}V_{max}$	2442	25.32	23.81	36	Pass
$T_{max}V_{min}$	2442	25.30	23.79	36	Pass
$T_{nom}V_{nom}$	2472	25.67	23.38	36	Pass
$T_{min}V_{max}$	2472	25.71	23.42	36	Pass
$T_{min}V_{min}$	2472	25.74	23.45	36	Pass
$T_{max}V_{max}$	2472	25.36	23.07	36	Pass
$T_{max}V_{min}$	2472	25.34	23.05	36	Pass

EIRP (dBm)					
Modulation Mode	11g				
Condition	**Freq. (MHz)**	**EIRP PK Power**	**EIRP AV Power**	**Limit (dBm)**	**Results**
$T_{nom}V_{nom}$	2412	26.66	24.41	36	Pass
$T_{min}V_{max}$	2412	26.86	24.61	36	Pass
$T_{min}V_{min}$	2412	26.88	24.63	36	Pass
$T_{max}V_{max}$	2412	26.08	23.83	36	Pass
$T_{max}V_{min}$	2412	26.06	23.81	36	Pass
$T_{nom}V_{nom}$	2442	26.54	24.37	36	Pass
$T_{min}V_{max}$	2442	26.76	24.59	36	Pass
$T_{min}V_{min}$	2442	26.78	24.61	36	Pass
$T_{max}V_{max}$	2442	25.90	23.73	36	Pass
$T_{max}V_{min}$	2442	25.88	23.71	36	Pass
$T_{nom}V_{nom}$	2472	26.51	24.22	36	Pass
$T_{min}V_{max}$	2472	26.83	24.54	36	Pass
$T_{min}V_{min}$	2472	26.85	24.56	36	Pass
$T_{max}V_{max}$	2472	25.89	23.60	36	Pass
$T_{max}V_{min}$	2472	25.87	23.58	36	Pass

EIRP (dBm)					
Modulation Mode	ax HE20-OFDMA				
Condition	**Freq. (MHz)**	**EIRP PK Power**	**EIRP AV Power**	**Limit (dBm)**	**Results**
$T_{nom}V_{nom}$	2412	26.89	24.37	36	Pass
$T_{min}V_{max}$	2412	27.13	24.61	36	Pass
$T_{min}V_{min}$	2412	27.16	24.64	36	Pass
$T_{max}V_{max}$	2412	26.41	23.89	36	Pass
$T_{max}V_{min}$	2412	26.39	23.87	36	Pass
$T_{nom}V_{nom}$	2442	26.78	24.39	36	Pass
$T_{min}V_{max}$	2442	27.00	24.61	36	Pass
$T_{min}V_{min}$	2442	27.04	24.65	36	Pass
$T_{max}V_{max}$	2442	26.21	23.82	36	Pass
$T_{max}V_{min}$	2442	26.18	23.79	36	Pass
$T_{nom}V_{nom}$	2472	26.65	23.62	36	Pass
$T_{min}V_{max}$	2472	26.75	23.72	36	Pass
$T_{min}V_{min}$	2472	26.77	23.74	36	Pass
$T_{max}V_{max}$	2472	26.30	23.27	36	Pass
$T_{max}V_{min}$	2472	26.26	23.23	36	Pass

partial RU configuration

EIRP (dBm)					
Modulation Mode	ax HE20_OFDMA_RU26				
Condition	Freq. (MHz)	EIRP PK Power	EIRP AV Power	Limit (dBm)	Results
$T_{nom}V_{nom}$	2412	26.95	24.68	36	Pass
$T_{min}V_{max}$	2412	27.20	24.93	36	Pass
$T_{min}V_{min}$	2412	27.18	24.91	36	Pass
$T_{max}V_{max}$	2412	26.22	23.95	36	Pass
$T_{max}V_{min}$	2412	26.19	23.92	36	Pass
$T_{nom}V_{nom}$	2442	26.95	24.61	36	Pass
$T_{min}V_{max}$	2442	27.10	24.76	36	Pass
$T_{min}V_{min}$	2442	27.08	24.74	36	Pass
$T_{max}V_{max}$	2442	26.19	23.85	36	Pass
$T_{max}V_{min}$	2442	26.16	23.82	36	Pass
$T_{nom}V_{nom}$	2472	26.73	24.48	36	Pass
$T_{min}V_{max}$	2472	26.91	24.66	36	Pass
$T_{min}V_{min}$	2472	26.89	24.64	36	Pass
$T_{max}V_{max}$	2472	26.03	23.78	36	Pass
$T_{max}V_{min}$	2472	26.00	23.75	36	Pass

EIRP (dBm)					
Modulation Mode	ax HE20_OFDMA_RU52				
Condition	**Freq. (MHz)**	**EIRP PK Power**	**EIRP AV Power**	**Limit (dBm)**	**Results**
$T_{nom}V_{nom}$	2412	27.22	24.61	36	Pass
$T_{min}V_{max}$	2412	27.46	24.85	36	Pass
$T_{min}V_{min}$	2412	27.44	24.83	36	Pass
$T_{max}V_{max}$	2412	26.50	23.89	36	Pass
$T_{max}V_{min}$	2412	26.47	23.86	36	Pass
$T_{nom}V_{nom}$	2442	26.97	24.64	36	Pass
$T_{min}V_{max}$	2442	27.14	24.81	36	Pass
$T_{min}V_{min}$	2442	27.12	24.79	36	Pass
$T_{max}V_{max}$	2442	26.23	23.90	36	Pass
$T_{max}V_{min}$	2442	26.20	23.87	36	Pass
$T_{nom}V_{nom}$	2472	26.84	24.43	36	Pass
$T_{min}V_{max}$	2472	27.01	24.60	36	Pass
$T_{min}V_{min}$	2472	26.99	24.58	36	Pass
$T_{max}V_{max}$	2472	26.14	23.73	36	Pass
$T_{max}V_{min}$	2472	26.11	23.70	36	Pass

EIRP (dBm)					
Modulation Mode	ax HE20_OFDMA_RU106				
Condition	**Freq. (MHz)**	**EIRP PK Power**	**EIRP AV Power**	**Limit (dBm)**	**Results**
$T_{nom}V_{nom}$	2412	26.97	24.46	36	Pass
$T_{min}V_{max}$	2412	27.14	24.63	36	Pass
$T_{min}V_{min}$	2412	27.12	24.61	36	Pass
$T_{max}V_{max}$	2412	26.21	23.70	36	Pass
$T_{max}V_{min}$	2412	26.18	23.67	36	Pass
$T_{nom}V_{nom}$	2442	26.92	24.51	36	Pass
$T_{min}V_{max}$	2442	27.02	24.61	36	Pass
$T_{min}V_{min}$	2442	27.00	24.59	36	Pass
$T_{max}V_{max}$	2442	26.21	23.80	36	Pass
$T_{max}V_{min}$	2442	26.18	23.77	36	Pass
$T_{nom}V_{nom}$	2472	26.76	24.34	36	Pass
$T_{min}V_{max}$	2472	26.87	24.45	36	Pass
$T_{min}V_{min}$	2472	26.85	24.43	36	Pass
$T_{max}V_{max}$	2472	26.07	23.65	36	Pass
$T_{max}V_{min}$	2472	26.04	23.62	36	Pass

Summary

Mode	Result	Limit (Hz)	fl-OBW (Hz)	fh-OBW (Hz)	OBW (Hz)	N dB (Hz)
2.4-2.4835GHz	-	-	-	-	-	-
802.11b_Nss1,(1Mbps)_1TX	Pass	2.4-2.4835G	2.403806G	2.478778G	16.828M	10.045M
802.11g_Nss1,(6Mbps)_1TX	Pass	2.4-2.4835G	2.402224G	2.482877G	21.297M	16.42M
802.11ax HEW20 OFDMA_Nss1,(MCS0)_1TX	Pass	2.4-2.4835G	2.400091G	2.483197G	25.264M	18.945M

fl-OBW = fl lower edge 99% occupied bandwidth; fh-OBW = fh higher edge 99% occupied bandwidth; OBW = 99% occupied bandwidth;
N dB = 6dB down bandwidth

Result

Mode	Result	Limit (Hz)	fl-OBW (Hz)	fh-OBW (Hz)	OBW (Hz)	N dB (Hz)
802.11b_Nss1,(1Mbps)_1TX	-	-	-	-	-	-
2412MHz_TnomVnom	Pass	2.4-2.4835G	2.403806G	2.420634G	16.828M	10.045M
2442MHz_TnomVnom	Pass	2.4-2.4835G	2.433794G	2.450577G	16.784M	10.025M
2472MHz_TnomVnom	Pass	2.4-2.4835G	2.465362G	2.478778G	13.416M	7.97M
802.11g_Nss1,(6Mbps)_1TX	-	-	-	-	-	-
2412MHz_TnomVnom	Pass	2.4-2.4835G	2.402224G	2.422968G	20.744M	16.405M
2442MHz_TnomVnom	Pass	2.4-2.4835G	2.431901G	2.453197G	21.297M	16.42M
2472MHz_TnomVnom	Pass	2.4-2.4835G	2.462039G	2.482877G	20.838M	16.385M
802.11ax HEW20 OFDMA_Nss1,(MCS0)_1TX	-	-	-	-	-	-
2412MHz_TnomVnom	Pass	2.4-2.4835G	2.400091G	2.424764G	24.674M	18.825M
2442MHz_TnomVnom	Pass	2.4-2.4835G	2.429711G	2.454975G	25.264M	18.945M
2472MHz_TnomVnom	Pass	2.4-2.4835G	2.461991G	2.483197G	21.206M	18.93M

fl-OBW = fl lower edge 99% occupied bandwidth; fh-OBW = fh higher edge 99% occupied bandwidth; OBW = 99% occupied bandwidth;
N dB = 6dB down bandwidth

2.4-2.4835GHz_802.11b_Nss1,(1Mbps)_1TX **Operating Freq-DTS**

2412MHz_TnomVnom

04/02/2026

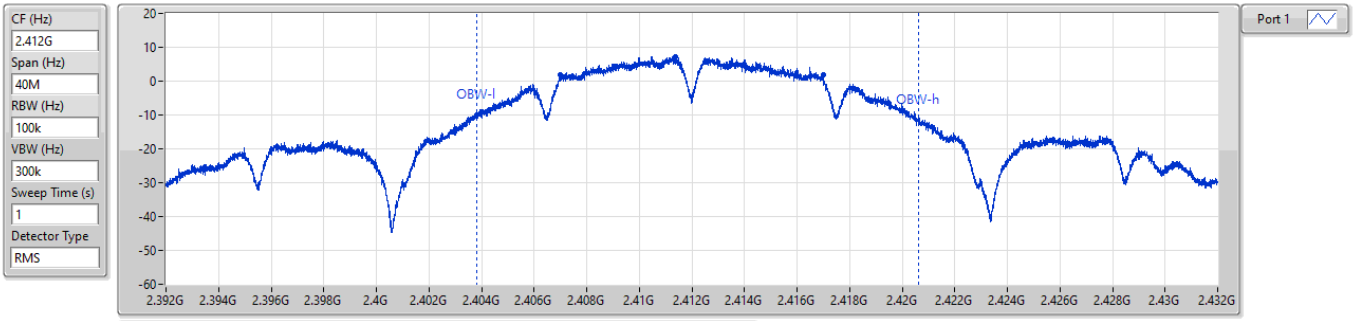

6dB(Hz)	Fl-6dB(Hz)	Fh-6dB(Hz)	OBW(Hz)	Fl-OBW(Hz)	Fh-OBW(Hz)	Limit(Hz)	Port
10.045M	2.406975G	2.41702G	16.828M	2.403806G	2.420634G	2.4-2.4835G	1

2.4-2.4835GHz_802.11b_Nss1,(1Mbps)_1TX **Operating Freq-DTS**

2442MHz_TnomVnom

04/02/2026

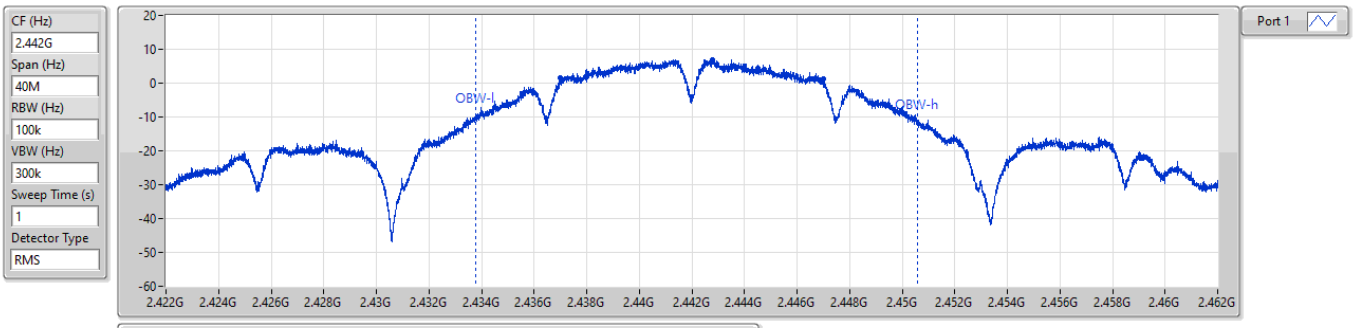

6dB(Hz)	Fl-6dB(Hz)	Fh-6dB(Hz)	OBW(Hz)	Fl-OBW(Hz)	Fh-OBW(Hz)	Limit(Hz)	Port
10.025M	2.436975G	2.447G	16.784M	2.433794G	2.450577G	2.4-2.4835G	1

2.4-2.4835GHz_802.11b_Nss1,(1Mbps)_1TX **Operating Freq-DTS**

2472MHz_TnomVnom

07/02/2026

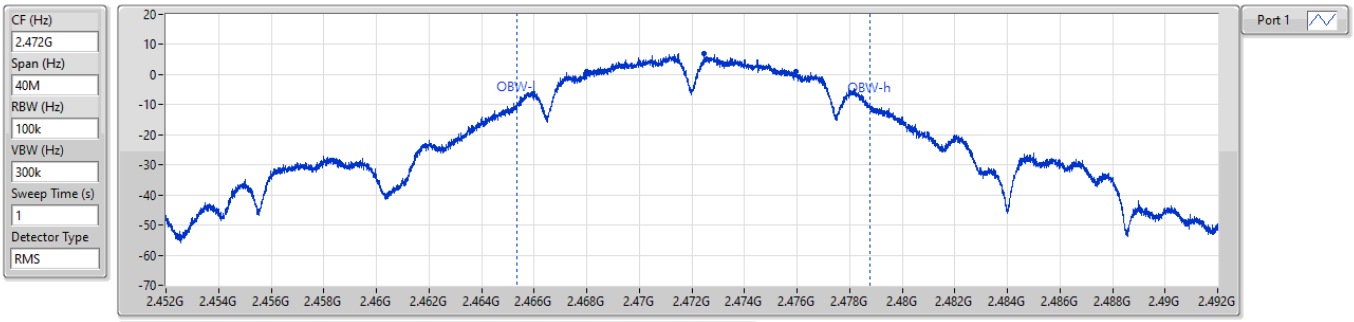

6dB(Hz)	Fl-6dB(Hz)	Fh-6dB(Hz)	OBW(Hz)	Fl-OBW(Hz)	Fh-OBW(Hz)	Limit(Hz)	Port
7.97M	2.467985G	2.475955G	13.416M	2.465362G	2.478778G	2.4-2.4835G	1

2.4-2.4835GHz_802.11g_Nss1,(6Mbps)_1TX **Operating Freq-DTS**

2412MHz_TnomVnom

04/02/2026

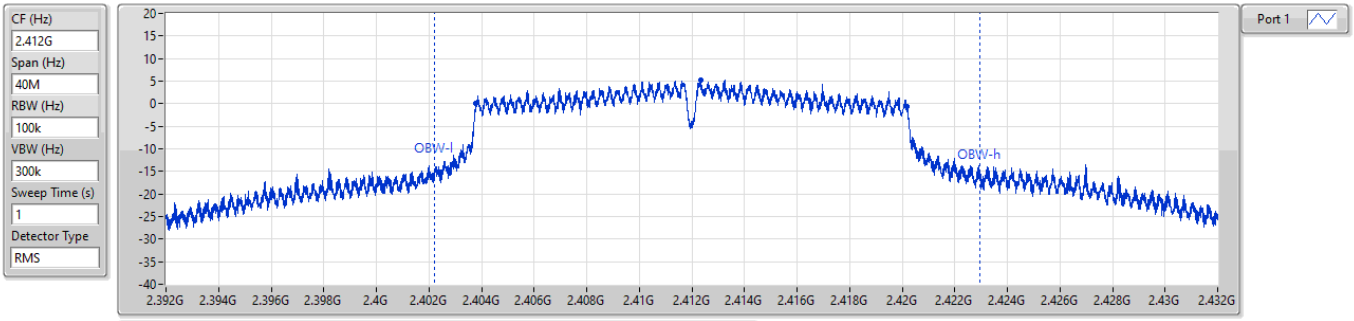

6dB(Hz)	Fl-6dB(Hz)	Fh-6dB(Hz)	OBW(Hz)	Fl-OBW(Hz)	Fh-OBW(Hz)	Limit(Hz)	Port
16.405M	2.403775G	2.42018G	20.744M	2.402224G	2.422968G	2.4-2.4835G	1

2.4-2.4835GHz_802.11g_Nss1,(6Mbps)_1TX **Operating Freq-DTS**

2442MHz_TnomVnom

04/02/2026

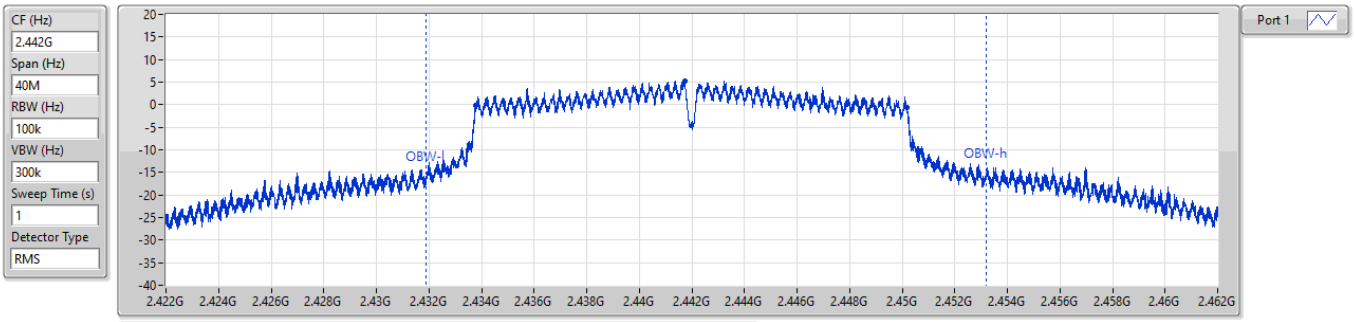

6dB(Hz)	Fl-6dB(Hz)	Fh-6dB(Hz)	OBW(Hz)	Fl-OBW(Hz)	Fh-OBW(Hz)	Limit(Hz)	Port
16.42M	2.43376G	2.45018G	21.297M	2.431901G	2.453197G	2.4-2.4835G	1

2.4-2.4835GHz_802.11g_Nss1,(6Mbps)_1TX **Operating Freq-DTS**

2472MHz_TnomVnom

04/02/2026

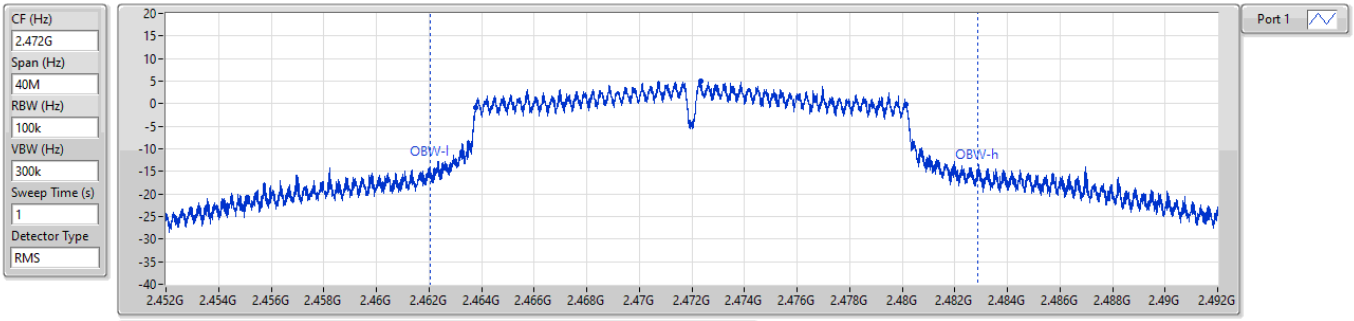

6dB(Hz)	Fl-6dB(Hz)	Fh-6dB(Hz)	OBW(Hz)	Fl-OBW(Hz)	Fh-OBW(Hz)	Limit(Hz)	Port
16.385M	2.463775G	2.48016G	20.838M	2.462039G	2.482877G	2.4-2.4835G	1

2.4-2.4835GHz_802.11ax HEW20 OFDMA_Nss1,(MCS0)_1TX **Operating Freq-DTS**

2412MHz_TnomVnom

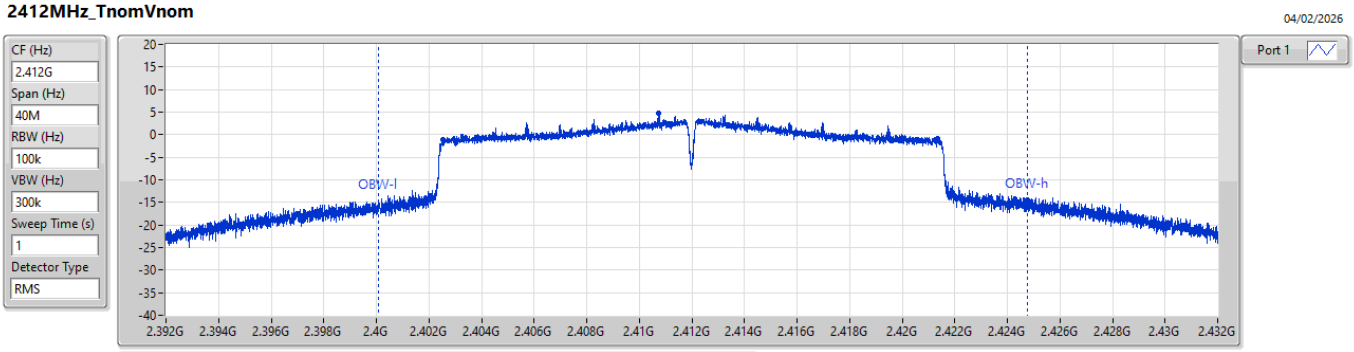

6dB(Hz)	Fl-6dB(Hz)	Fh-6dB(Hz)	OBW(Hz)	Fl-OBW(Hz)	Fh-OBW(Hz)	Limit(Hz)	Port
18.825M	2.40253G	2.421355G	24.674M	2.400091G	2.424764G	2.4-2.4835G	1

2.4-2.4835GHz_802.11ax HEW20 OFDMA_Nss1,(MCS0)_1TX **Operating Freq-DTS**

2442MHz_TnomVnom

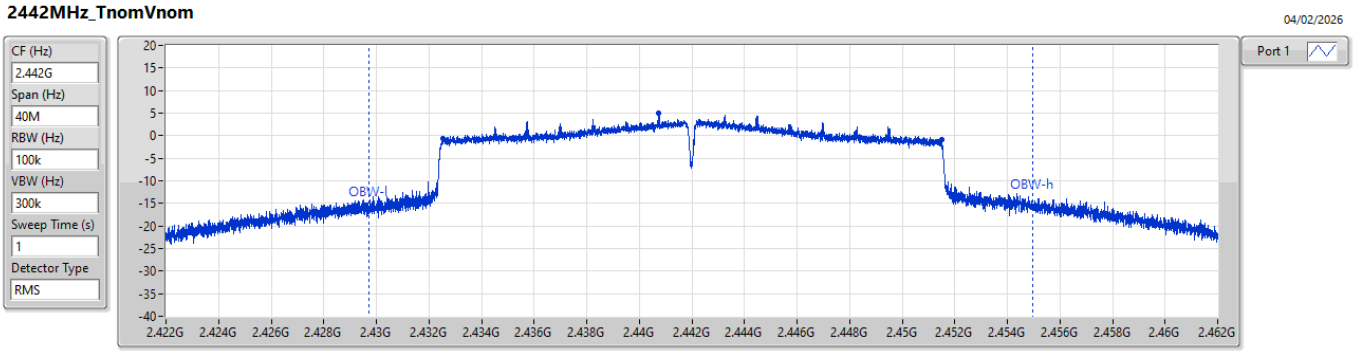

6dB(Hz)	Fl-6dB(Hz)	Fh-6dB(Hz)	OBW(Hz)	Fl-OBW(Hz)	Fh-OBW(Hz)	Limit(Hz)	Port
18.945M	2.43255G	2.451495G	25.264M	2.429711G	2.454975G	2.4-2.4835G	1

2.4-2.4835GHz_802.11ax HEW20 OFDMA_Nss1,(MCS0)_1TX **Operating Freq-DTS**

2472MHz_TnomVnom

04/02/2026

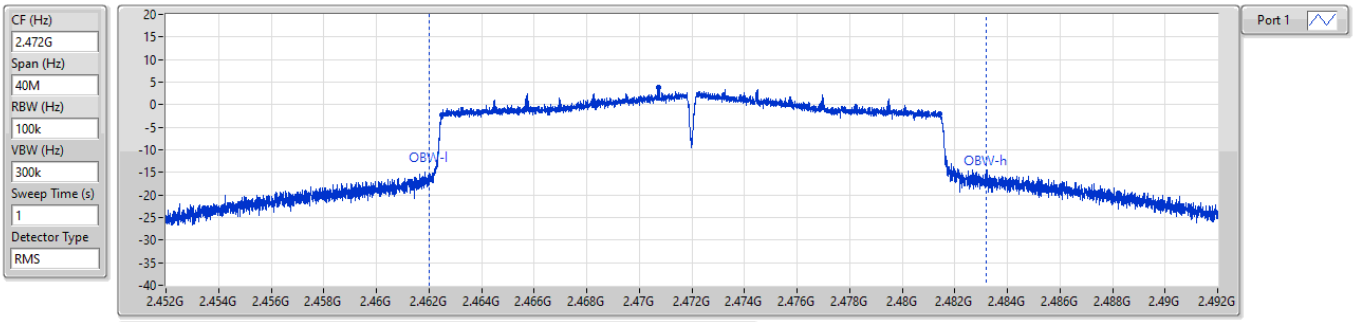

6dB(Hz)	Fl-6dB(Hz)	Fh-6dB(Hz)	OBW(Hz)	Fl-OBW(Hz)	Fh-OBW(Hz)	Limit(Hz)	Port
18.93M	2.46251G	2.48144G	21.206M	2.461991G	2.483197G	2.4-2.4835G	1

full RU configuration

Summary

Mode	EIRP PD (dBm/MHz)
2.4-2.4835GHz	-
802.11b_Nss1,(1Mbps)_1TX	1.53
802.11g_Nss1,(6Mbps)_1TX	1.05
802.11ax HEW20 OFDMA_Nss1,(MCS0)_1TX	-1.01

RBW=3 kHz

Result

Mode	Result	Gain (dBi)	PD (dBm/MHz)	EIRP PD (dBm/MHz)	EIRP PD Limit (dBm/MHz)
802.11b_Nss1,(1Mbps)_1TX	-	-	-	-	-
2412MHz_TnomVnom	Pass	2.50	-1.19	1.31	13.97
2442MHz_TnomVnom	Pass	2.50	-0.97	1.53	13.97
2472MHz_TnomVnom	Pass	2.50	-2.69	-0.19	13.97
802.11g_Nss1,(6Mbps)_1TX	-	-	-	-	-
2412MHz_TnomVnom	Pass	2.50	-2.46	0.04	13.97
2442MHz_TnomVnom	Pass	2.50	-2.29	0.21	13.97
2472MHz_TnomVnom	Pass	2.50	-1.45	1.05	13.97
802.11ax HEW20 OFDMA_Nss1,(MCS0)_1TX	-	-	-	-	-
2412MHz_TnomVnom	Pass	2.50	-4.13	-1.63	13.97
2442MHz_TnomVnom	Pass	2.50	-3.51	-1.01	13.97
2472MHz_TnomVnom	Pass	2.50	-3.87	-1.37	13.97

RBW=3 kHz;
Port X = Port X power density; PD = Port 1+Port 2+…Port X;

2.4-2.4835GHz_802.11b_Nss1,(1Mbps)_1TX **PSD-AU**

2412MHz

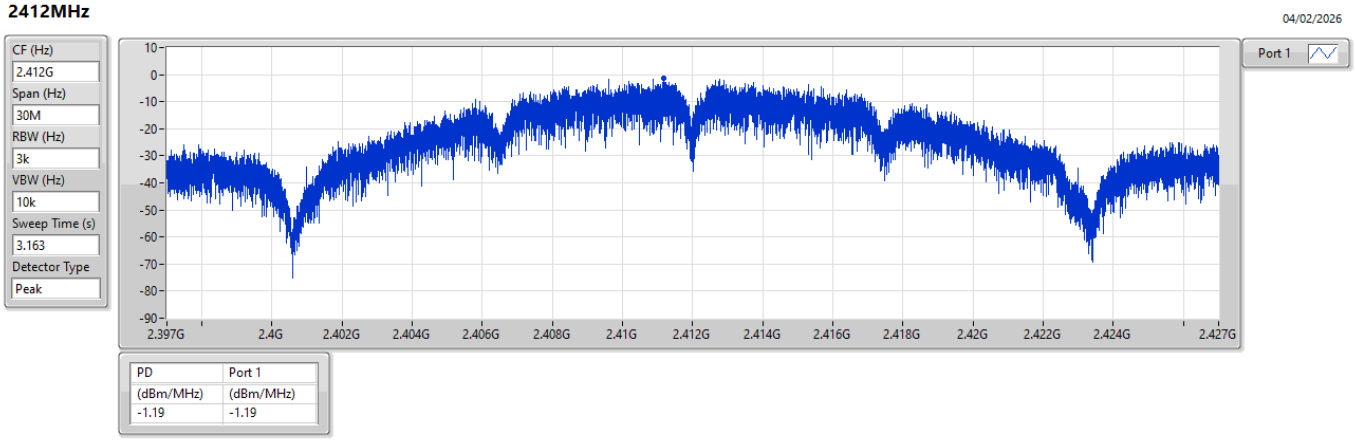

2.4-2.4835GHz_802.11b_Nss1,(1Mbps)_1TX **PSD-AU**

2442MHz

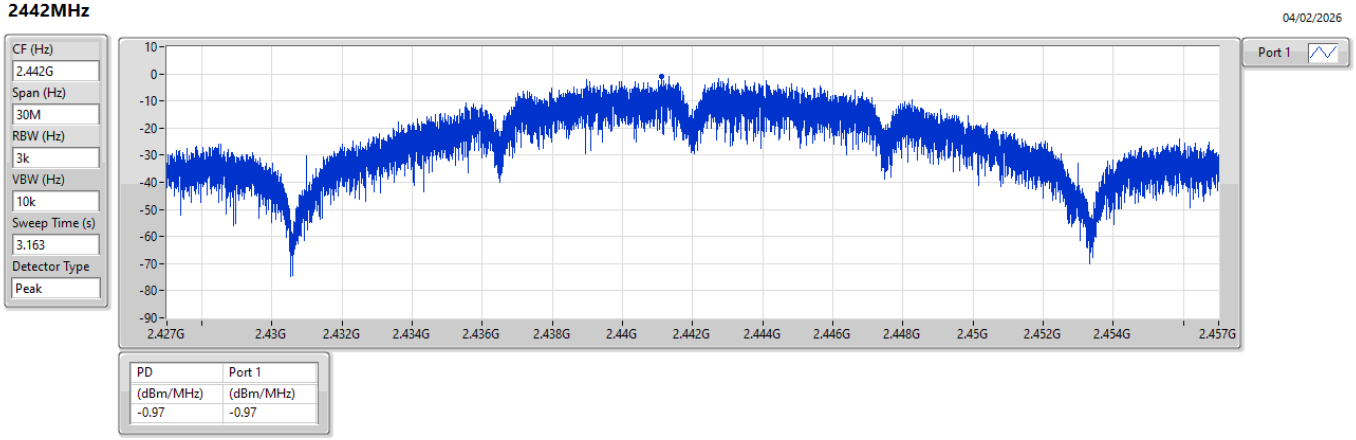

2.4-2.4835GHz_802.11b_Nss1,(1Mbps)_1TX **PSD-AU**

2472MHz

07/02/2026

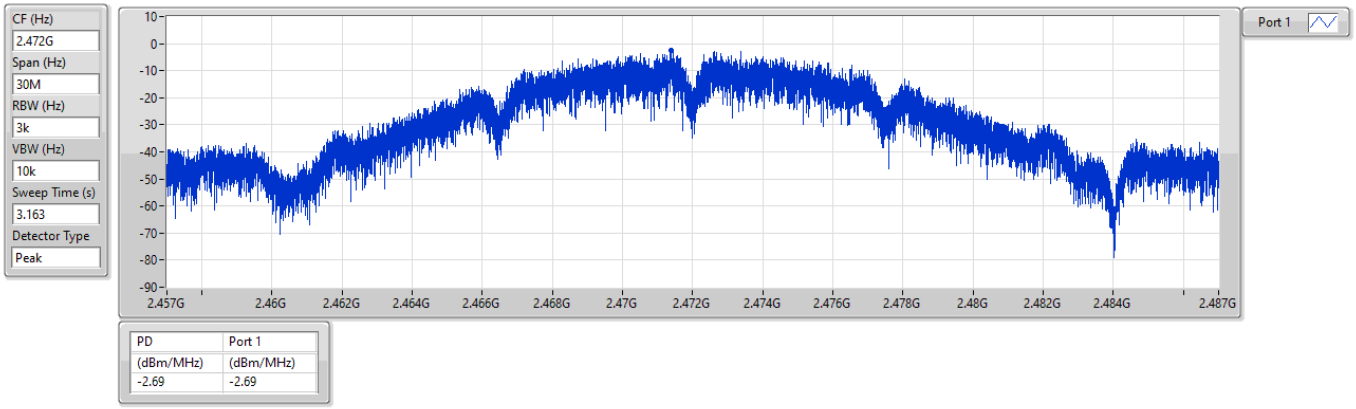

2.4-2.4835GHz_802.11g_Nss1,(6Mbps)_1TX **PSD-AU**

2412MHz

04/02/2026

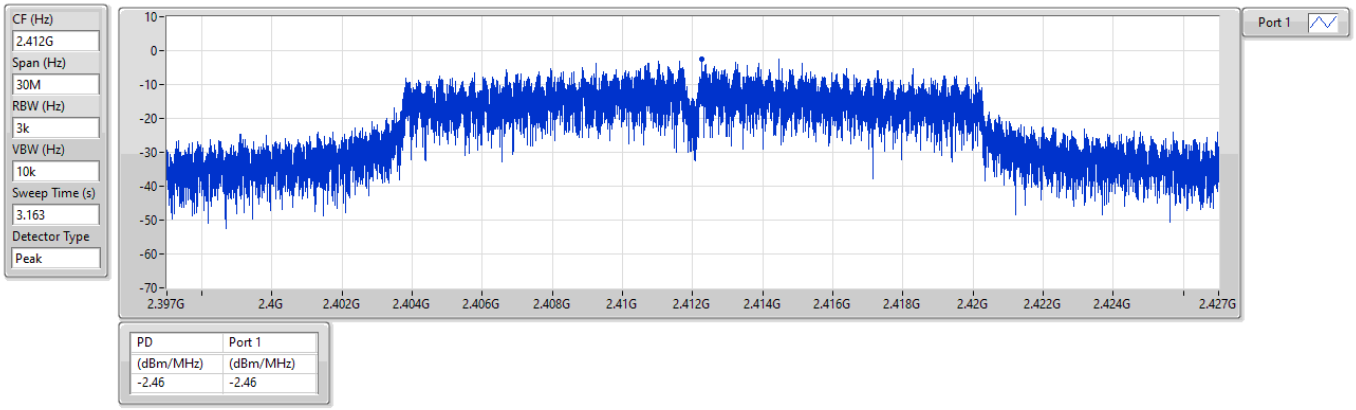

2.4-2.4835GHz_802.11g_Nss1,(6Mbps)_1TX **PSD-AU**

2442MHz

04/02/2026

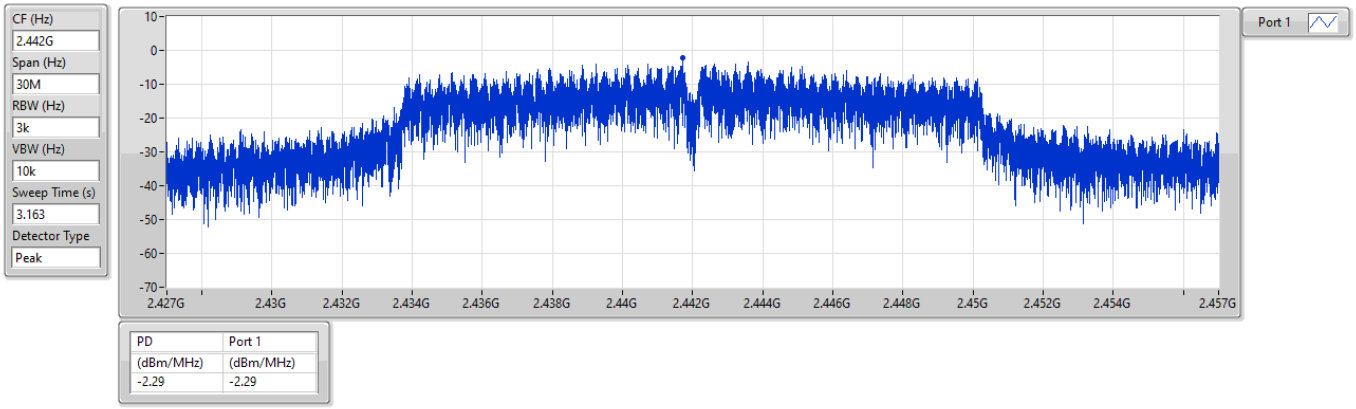

2.4-2.4835GHz_802.11g_Nss1,(6Mbps)_1TX **PSD-AU**

2472MHz

04/02/2026

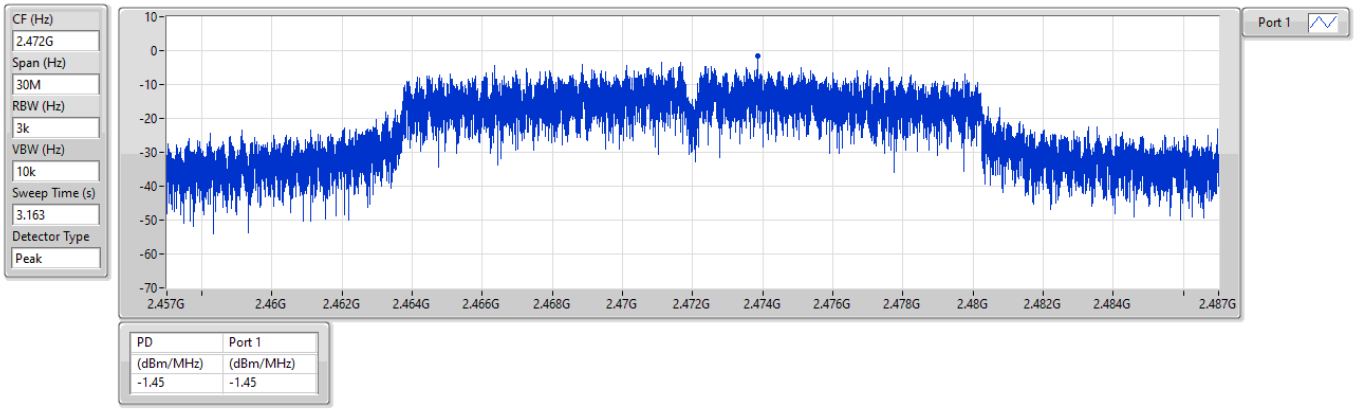

2.4-2.4835GHz_802.11ax HEW20 OFDMA_Nss1,(MCS0)_1TX **PSD-AU**

2412MHz

04/02/2026

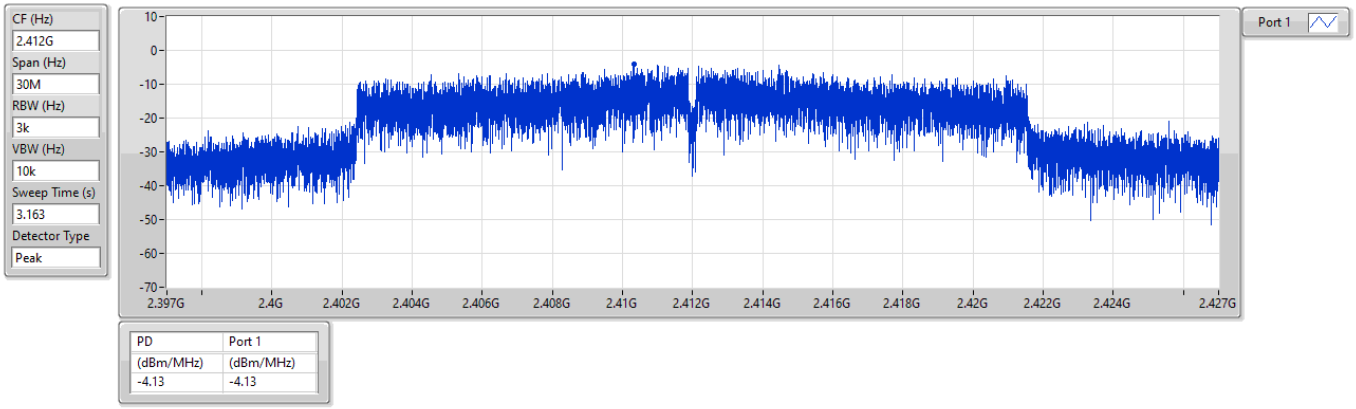

2.4-2.4835GHz_802.11ax HEW20 OFDMA_Nss1,(MCS0)_1TX **PSD-AU**

2442MHz

04/02/2026

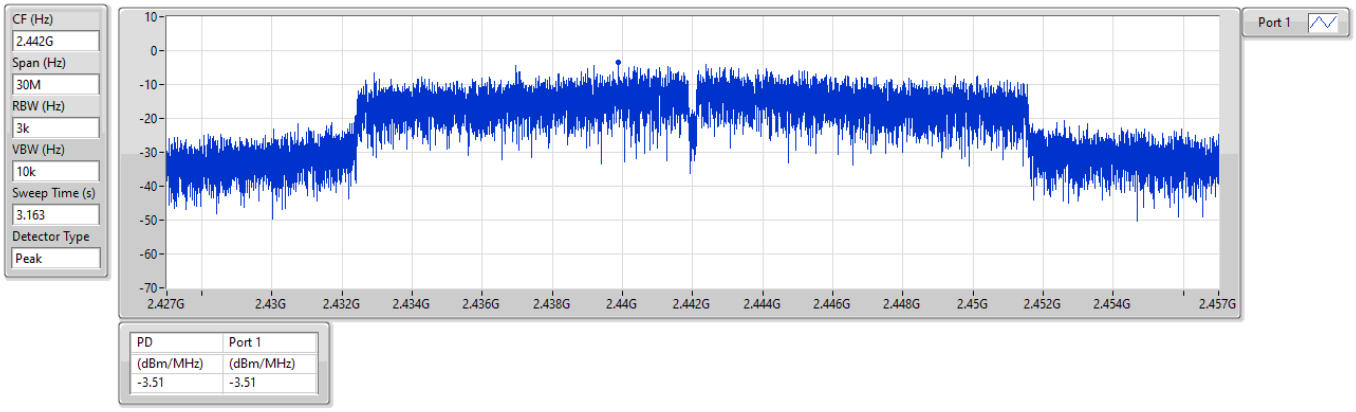

2.4-2.4835GHz_802.11ax HEW20 OFDMA_Nss1,(MCS0)_1TX **PSD-AU**

2472MHz

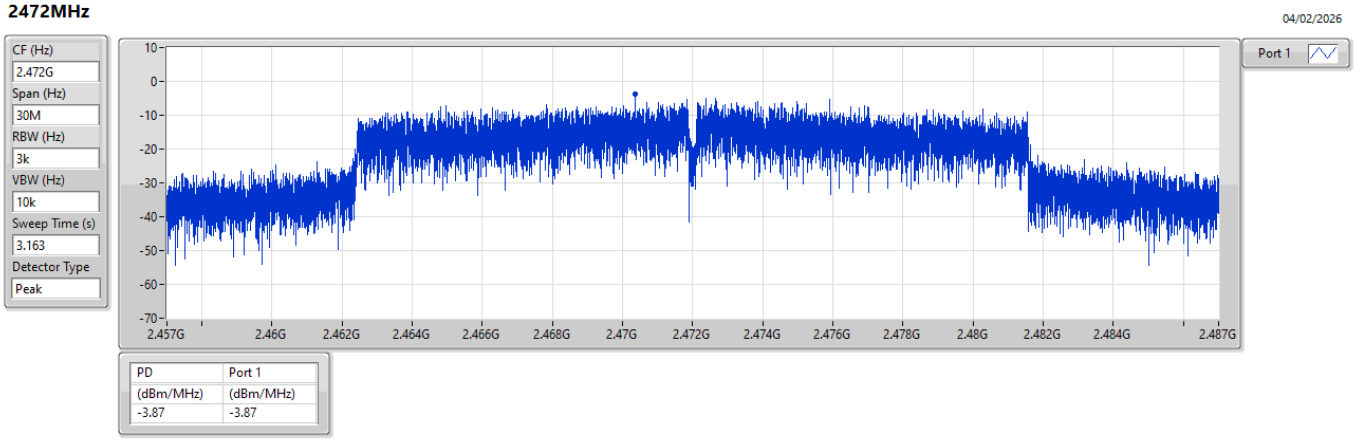

partial RU configuration

Summary

Mode	EIRP PD (dBm/MHz)
2.4-2.4835GHz	-
802.11ax HEW20 OFDMA RU106 Index53_Nss1,(MCS0)_1TX	2.28
802.11ax HEW20 OFDMA RU26 Index3_Nss1,(MCS0)_1TX	6.48
802.11ax HEW20 OFDMA RU52 Index38_Nss1,(MCS0)_1TX	3.99

RBW=3 kHz

Result

Mode	Result	Gain (dBi)	PD (dBm/MHz)	EIRP PD (dBm/MHz)	EIRP PD Limit (dBm/MHz)
802.11ax HEW20 OFDMA RU26 Index3_Nss1,(MCS0)_1TX	-	-	-	-	-
2412MHz_TnomVnom	Pass	2.50	3.98	6.48	13.97
2442MHz_TnomVnom	Pass	2.50	3.44	5.94	13.97
2472MHz_TnomVnom	Pass	2.50	3.50	6.00	13.97
802.11ax HEW20 OFDMA RU52 Index38_Nss1,(MCS0)_1TX	-	-	-	-	-
2412MHz_TnomVnom	Pass	2.50	1.49	3.99	13.97
2442MHz_TnomVnom	Pass	2.50	0.93	3.43	13.97
2472MHz_TnomVnom	Pass	2.50	0.55	3.05	13.97
802.11ax HEW20 OFDMA RU106 Index53_Nss1,(MCS0)_1TX	-	-	-	-	-
2412MHz_TnomVnom	Pass	2.50	-1.87	0.63	13.97
2442MHz_TnomVnom	Pass	2.50	-0.22	2.28	13.97
2472MHz_TnomVnom	Pass	2.50	-1.58	0.92	13.97

RBW=3 kHz;
Port X = Port X power density; PD = Port 1+Port 2+…Port X;

2.4-2.4835GHz_802.11ax HEW20 OFDMA RU26 Index3_Nss1,(MCS0)_1TX **PSD-AU**

2412MHz

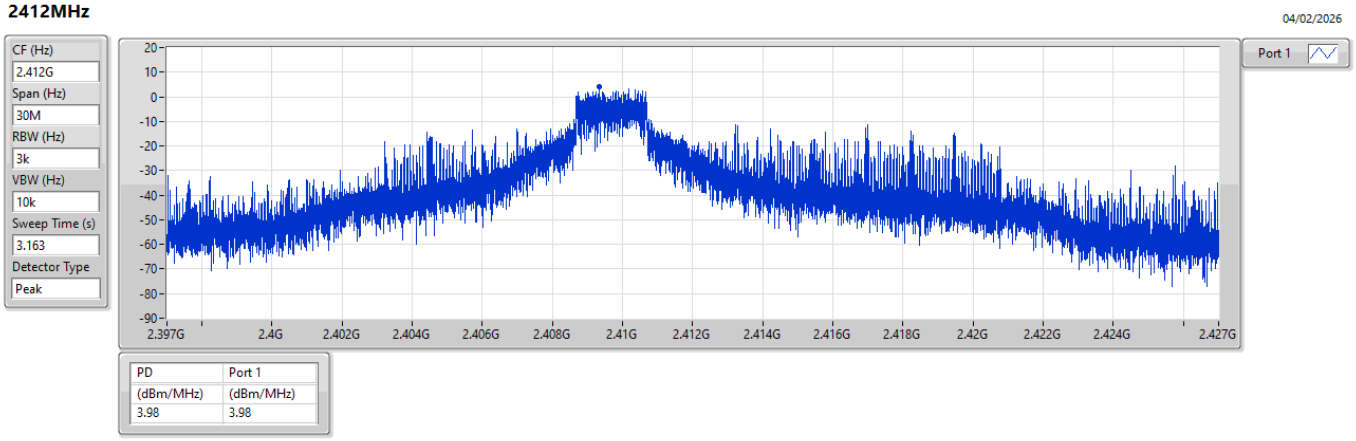

2.4-2.4835GHz_802.11ax HEW20 OFDMA RU26 Index3_Nss1,(MCS0)_1TX **PSD-AU**

2442MHz

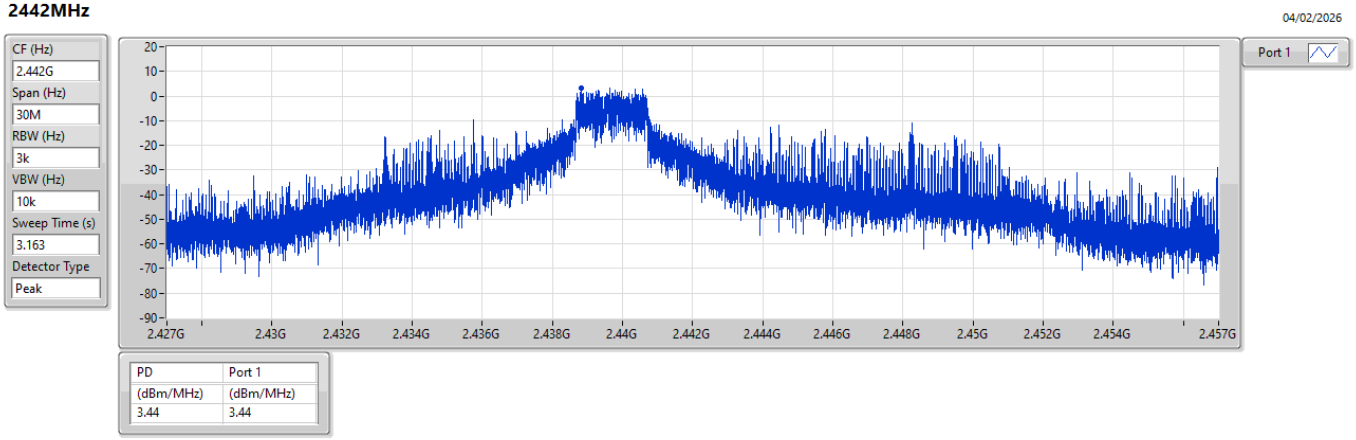

2.4-2.4835GHz_802.11ax HEW20 OFDMA RU26 Index3_Nss1,(MCS0)_1TX **PSD-AU**

2472MHz

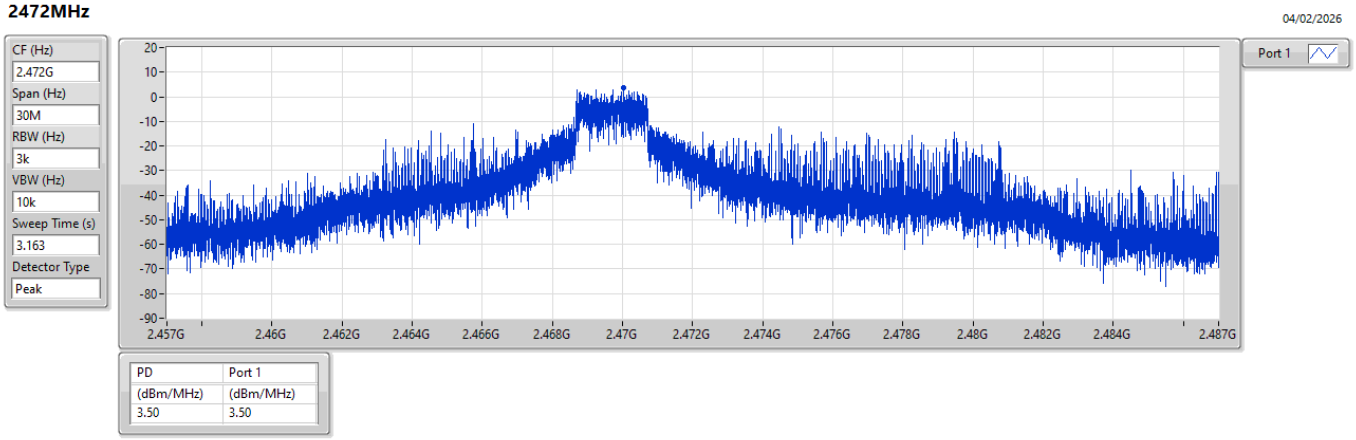

2.4-2.4835GHz_802.11ax HEW20 OFDMA RU52 Index38_Nss1,(MCS0)_1TX **PSD-AU**

2412MHz

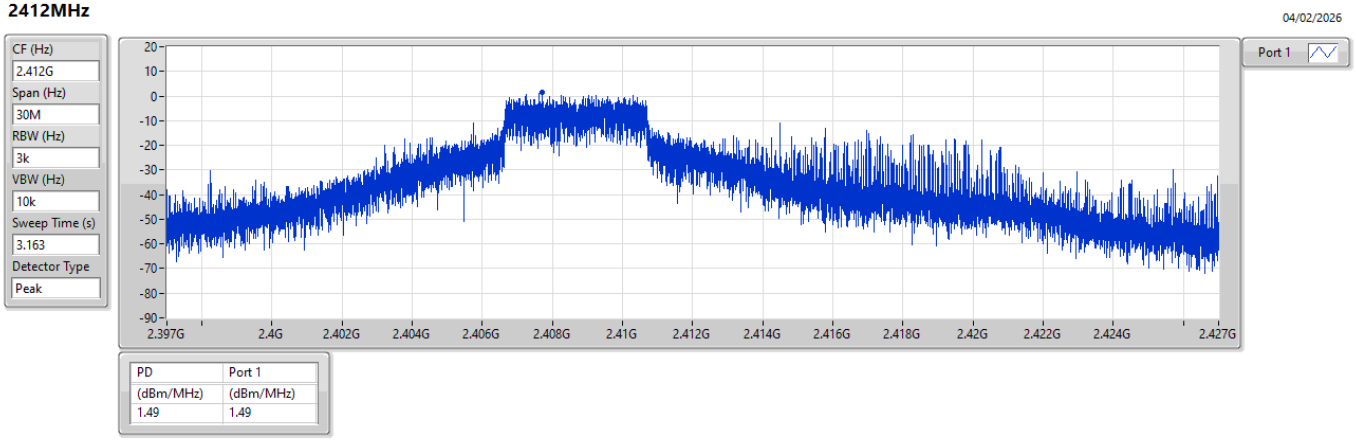

2.4-2.4835GHz_802.11ax HEW20 OFDMA RU52 Index38_Nss1,(MCS0)_1TX **PSD-AU**

2442MHz

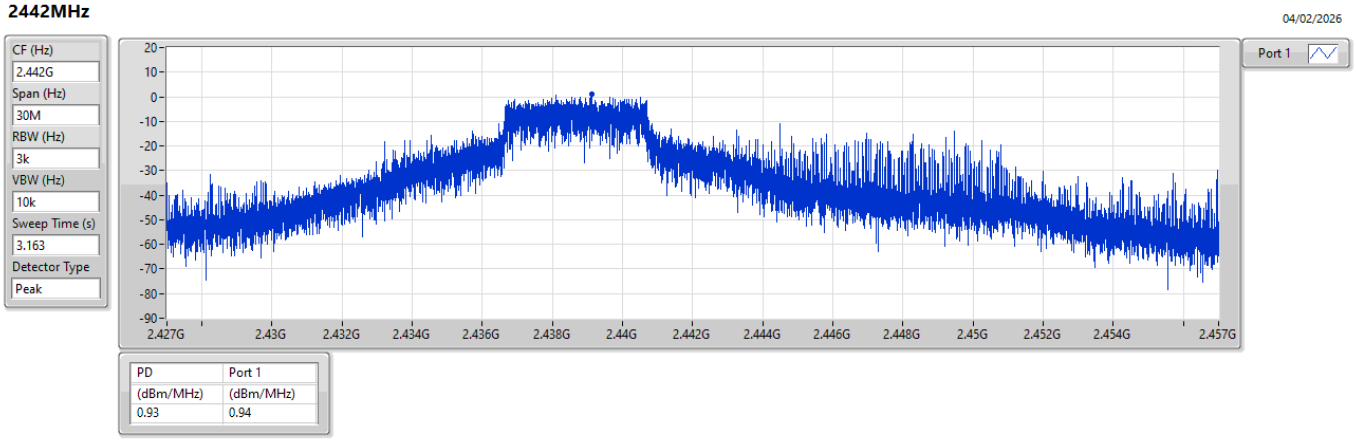

2.4-2.4835GHz_802.11ax HEW20 OFDMA RU52 Index38_Nss1,(MCS0)_1TX **PSD-AU**

2472MHz

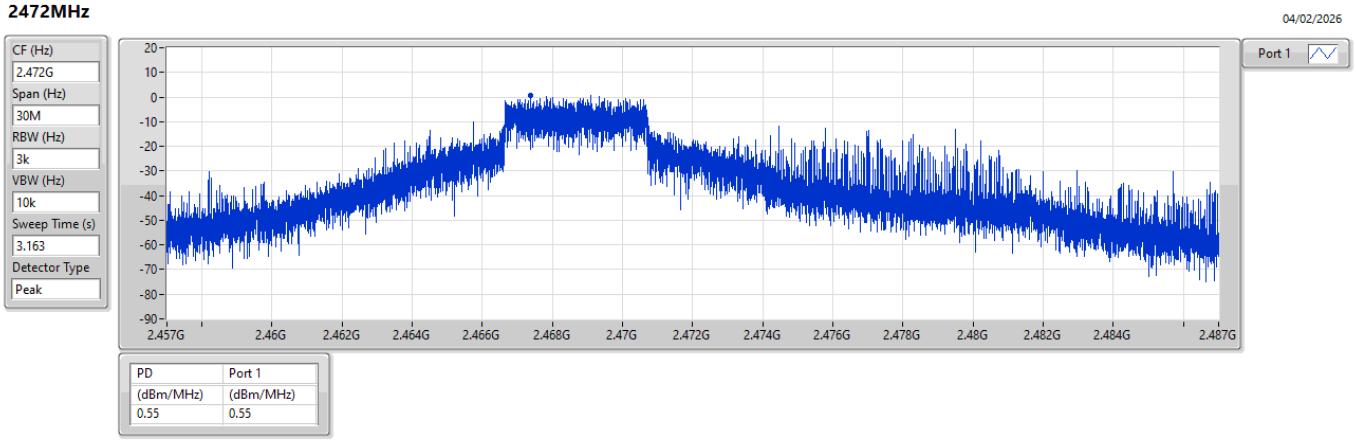

2.4-2.4835GHz_802.11ax HEW20 OFDMA RU106 Index53_Nss1,(MCS0)_1TX **PSD-AU**

2412MHz

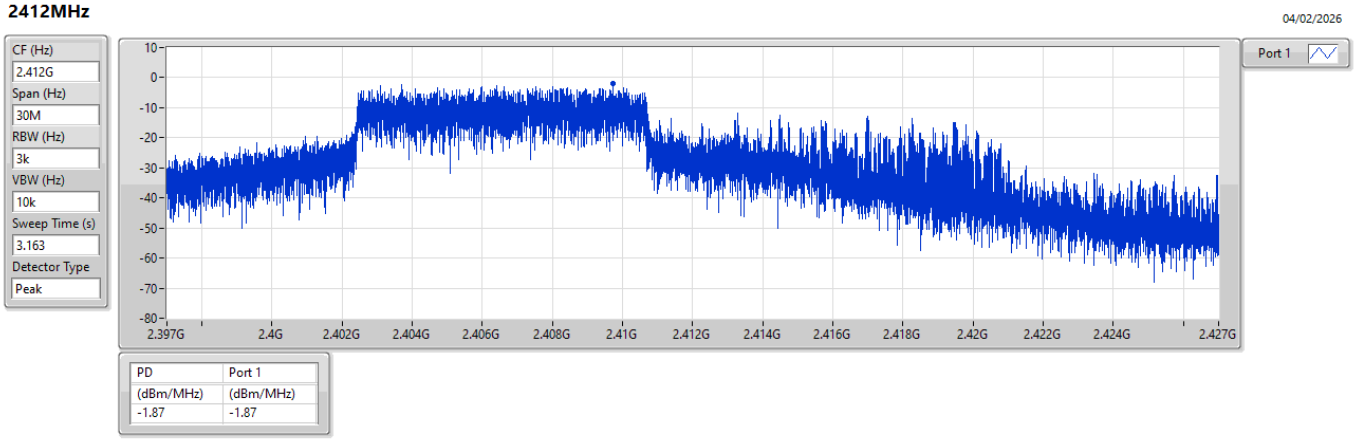

2.4-2.4835GHz_802.11ax HEW20 OFDMA RU106 Index53_Nss1,(MCS0)_1TX **PSD-AU**

2442MHz

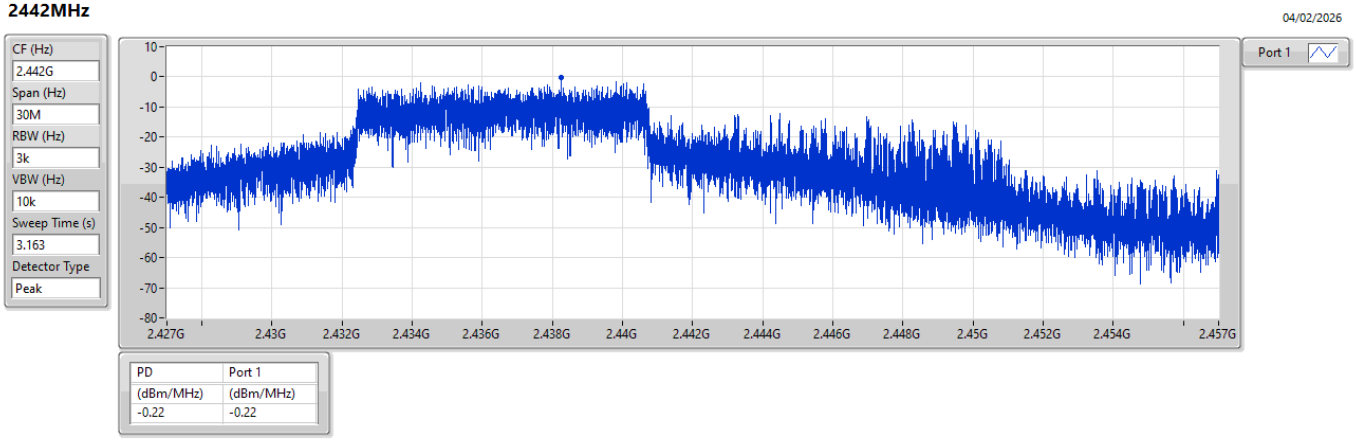

2.4-2.4835GHz_802.11ax HEW20 OFDMA RU106 Index53_Nss1,(MCS0)_1TX **PSD-AU**

2472MHz

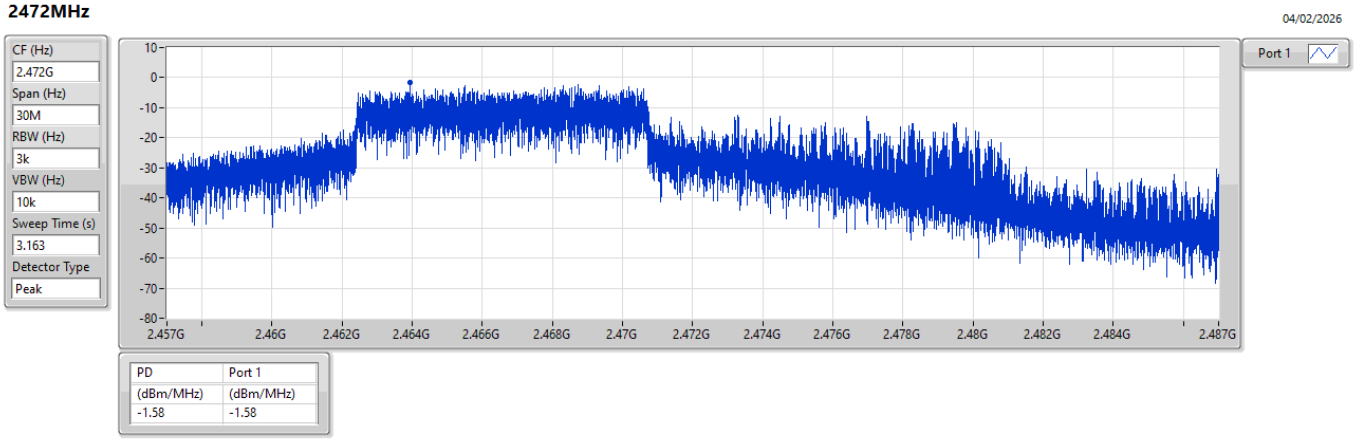

full RU configuration

Configuration 1: Chip Antenna_ANT1608LL14R2460A

Emissions (≤ 30MHz)

Modulation	11b	Test Freq. (MHz)	2412
Frequency	9kHz~30MHz		

Test By :2026-03-12 Temperature:25 Humidity(%):65

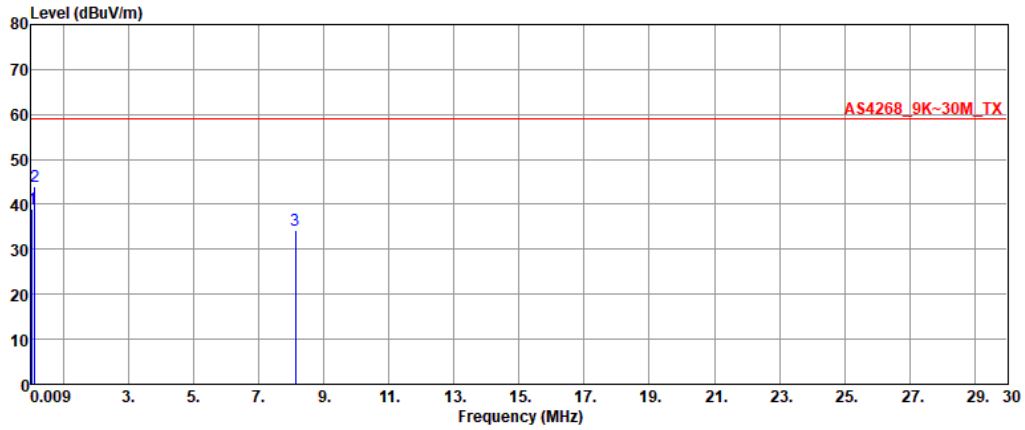

	Freq.	Measured value	Limit	Margin	Factor	Reading
	MHz	dBuV/m	dBuV/m	dB	dB/m	dBuV
1	0.04	39.03	59.00	-19.97	19.84	19.19
2	0.11	44.03	59.00	-14.97	18.75	25.28
3	8.12	34.38	59.00	-24.62	20.48	13.90

Note 1: Measured Value (dBm) = Reading (dBm) + Factor (dB).
Note 2: Margin (dB) = Measured Value (dBm) – Limit (dBm).

Modulation	11b	**Test Freq. (MHz)**	2472
Frequency	9kHz~30MHz		

Test By :2026-03-12 Temperature:25 Humidity(%):65

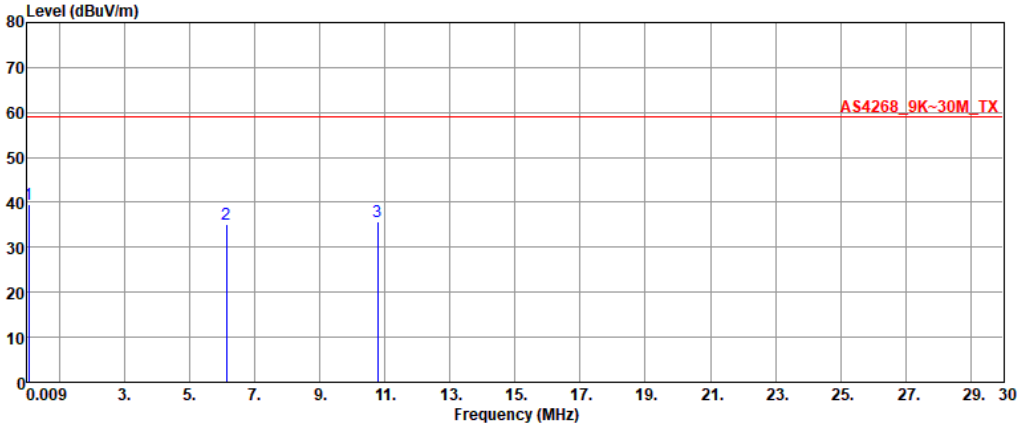

	Freq.	Measured value	Limit	Margin	Factor	Reading
	MHz	dBuV/m	dBuV/m	dB	dB/m	dBuV
1	0.05	39.41	59.00	-19.59	19.91	19.50
2	6.12	35.18	59.00	-23.82	21.02	14.16
3	10.78	35.70	59.00	-23.30	21.24	14.46

Note 1: Measured Value (dBm) = Reading (dBm) + Factor (dB).
Note 2: Margin (dB) = Measured Value (dBm) – Limit (dBm).

Modulation	11g	**Test Freq. (MHz)**	2412
Frequency	9kHz~30MHz		

Test By :2026-03-12 Temperature:25 Humidity(%):65

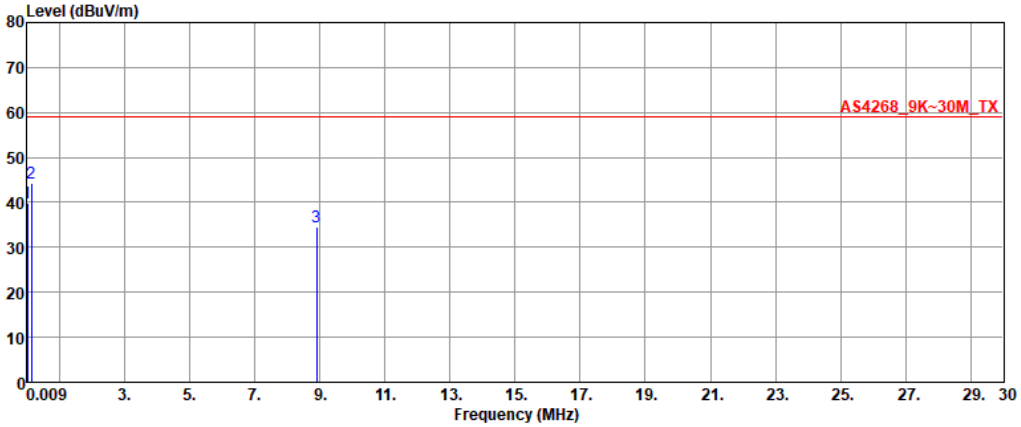

	Freq.	Measured value	Limit	Margin	Factor	Reading
	MHz	dBuV/m	dBuV/m	dB	dB/m	dBuV
1	0.02	39.91	59.00	-19.09	19.87	20.04
2	0.13	44.29	59.00	-14.71	18.93	25.36
3	8.91	34.64	59.00	-24.36	20.48	14.16

Note 1: Measured Value (dBm) = Reading (dBm) + Factor (dB).
Note 2: Margin (dB) = Measured Value (dBm) – Limit (dBm).

Modulation	11g	**Test Freq. (MHz)**	2472
Frequency	9kHz~30MHz		

Test By :2026-03-12 Temperature:25 Humidity(%):65

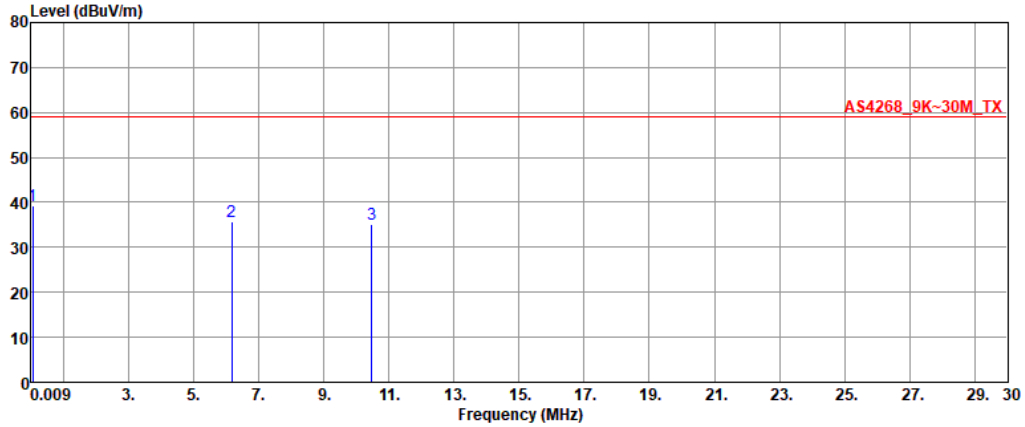

	Freq.	Measured value	Limit	Margin	Factor	Reading
	MHz	dBuV/m	dBuV/m	dB	dB/m	dBuV
1	0.05	39.29	59.00	-19.71	19.93	19.36
2	6.17	35.69	59.00	-23.31	21.01	14.68
3	10.46	35.16	59.00	-23.84	21.14	14.02

Note 1: Measured Value (dBm) = Reading (dBm) + Factor (dB).
Note 2: Margin (dB) = Measured Value (dBm) – Limit (dBm).

Modulation	ax HE20_OFDMA	**Test Freq. (MHz)**	2412
Frequency	9kHz~30MHz		

Test By :2026-03-12 Temperature:25 Humidity(%):65

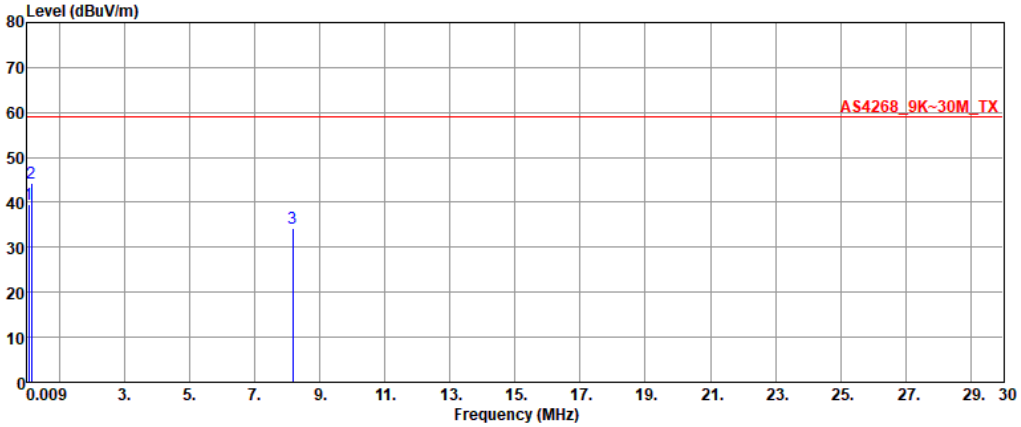

	Freq.	Measured value	Limit	Margin	Factor	Reading
	MHz	dBuV/m	dBuV/m	dB	dB/m	dBuV
1	0.05	39.42	59.00	-19.58	19.91	19.51
2	0.14	44.34	59.00	-14.66	19.00	25.34
3	8.16	34.25	59.00	-24.75	20.48	13.77

Note 1: Measured Value (dBm) = Reading (dBm) + Factor (dB).
Note 2: Margin (dB) = Measured Value (dBm) – Limit (dBm).

Modulation	ax HE20_OFDMA	**Test Freq. (MHz)**	2472
Frequency	9kHz~30MHz		

Test By :2026-03-12 Temperature:25 Humidity(%):65

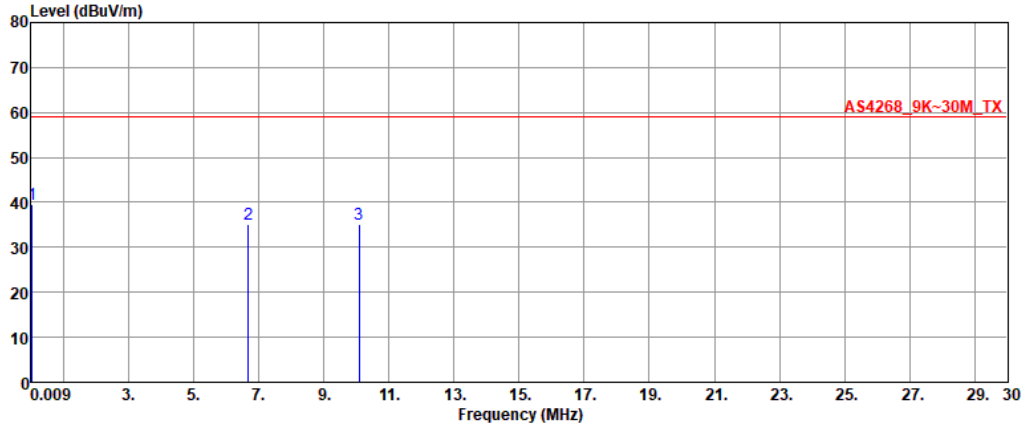

	Freq.	Measured value	Limit	Margin	Factor	Reading
	MHz	dBuV/m	dBuV/m	dB	dB/m	dBuV
1	0.04	39.52	59.00	-19.48	19.80	19.72
2	6.68	35.27	59.00	-23.73	20.85	14.42
3	10.08	35.06	59.00	-23.94	21.01	14.05

Note 1: Measured Value (dBm) = Reading (dBm) + Factor (dB).
Note 2: Margin (dB) = Measured Value (dBm) – Limit (dBm).

Configuration 2: Dipole 6E_TWX-100BRS3B

Emissions (≤ 30MHz)

Modulation	11b	**Test Freq. (MHz)**	2412
Frequency	9kHz~30MHz		

Test By :2026-03-12 Temperature:25 Humidity(%):65

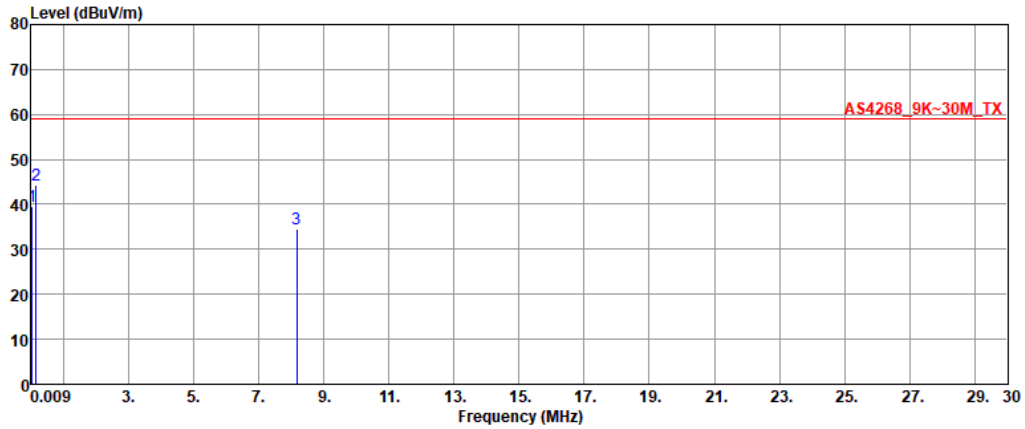

	Freq.	Measured value	Limit	Margin	Factor	Reading
	MHz	dBuV/m	dBuV/m	dB	dB/m	dBuV
1	0.02	39.42	59.00	-19.58	19.95	19.47
2	0.15	44.26	59.00	-14.74	19.14	25.12
3	8.17	34.64	59.00	-24.36	20.48	14.16

Note 1: Measured Value (dBm) = Reading (dBm) + Factor (dB).
Note 2: Margin (dB) = Measured Value (dBm) – Limit (dBm).

Modulation	11b	**Test Freq. (MHz)**	2472
Frequency	9kHz~30MHz		

Test By :2026-03-12 Temperature:25 Humidity(%):65

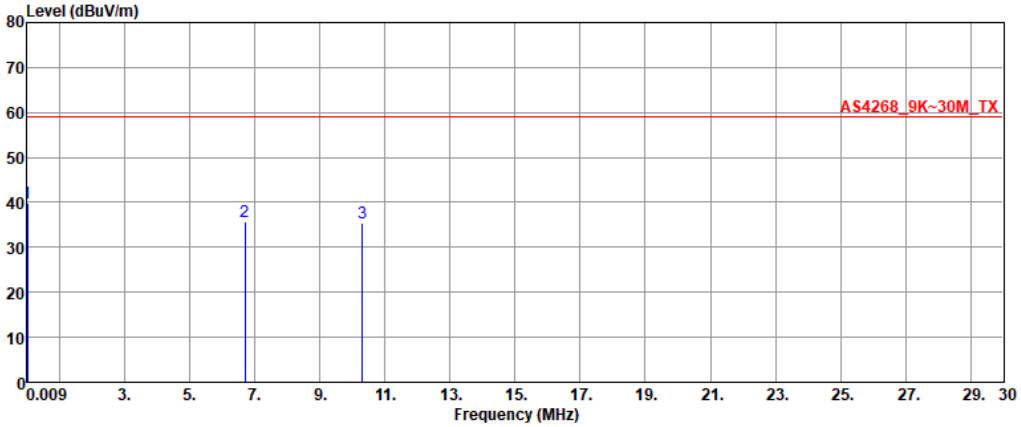

	Freq.	Measured value	Limit	Margin	Factor	Reading
	MHz	dBuV/m	dBuV/m	dB	dB/m	dBuV
1	0.02	39.87	59.00	-19.13	19.83	20.04
2	6.70	35.76	59.00	-23.24	20.85	14.91
3	10.31	35.46	59.00	-23.54	21.10	14.36

Note 1: Measured Value (dBm) = Reading (dBm) + Factor (dB).
Note 2: Margin (dB) = Measured Value (dBm) – Limit (dBm).

Modulation	11g	**Test Freq. (MHz)**	2412
Frequency	9kHz~30MHz		

Test By :2026-03-12 Temperature:25 Humidity(%):65

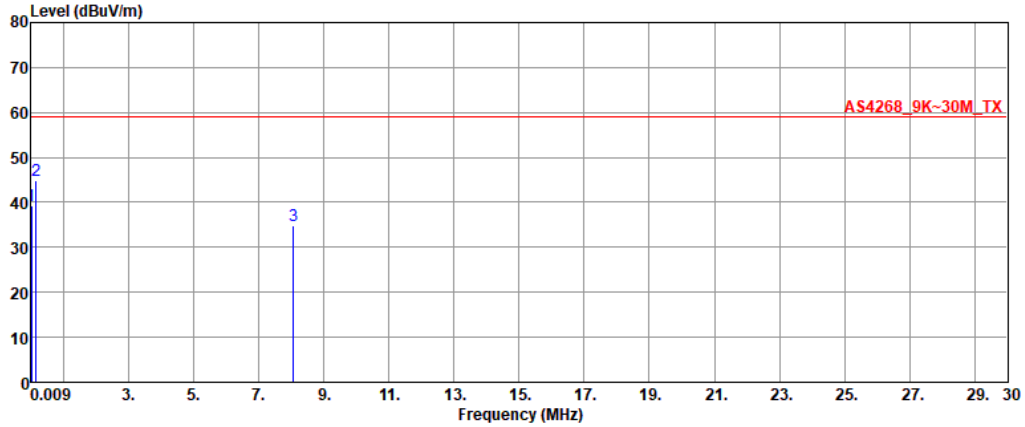

	Freq.	Measured value	Limit	Margin	Factor	Reading
	MHz	dBuV/m	dBuV/m	dB	dB/m	dBuV
1	0.01	39.32	59.00	-19.68	18.71	20.61
2	0.16	44.91	59.00	-14.09	19.19	25.72
3	8.07	34.71	59.00	-24.29	20.48	14.23

Note 1: Measured Value (dBm) = Reading (dBm) + Factor (dB).
Note 2: Margin (dB) = Measured Value (dBm) – Limit (dBm).

Modulation	11g	**Test Freq. (MHz)**	2472
Frequency	9kHz~30MHz		

Test By :2026-03-12 Temperature:25 Humidity(%):65

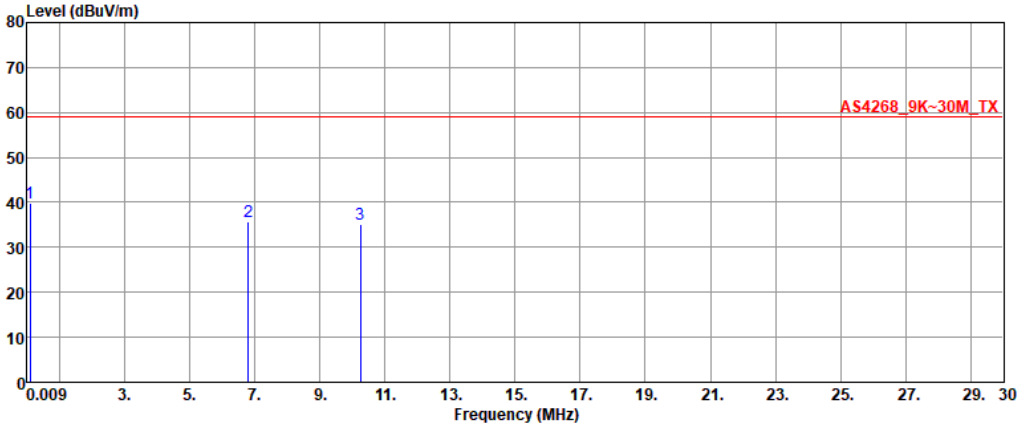

	Freq.	Measured value	Limit	Margin	Factor	Reading
	MHz	dBuV/m	dBuV/m	dB	dB/m	dBuV
1	0.08	39.71	59.00	-19.29	18.84	20.87
2	6.79	35.83	59.00	-23.17	20.82	15.01
3	10.25	35.02	59.00	-23.98	21.07	13.95

Note 1: Measured Value (dBm) = Reading (dBm) + Factor (dB).
Note 2: Margin (dB) = Measured Value (dBm) – Limit (dBm).

Modulation	ax HE20_OFDMA	**Test Freq. (MHz)**	2412
Frequency	9kHz~30MHz		

Test By :2026-03-12 Temperature:25 Humidity(%):65

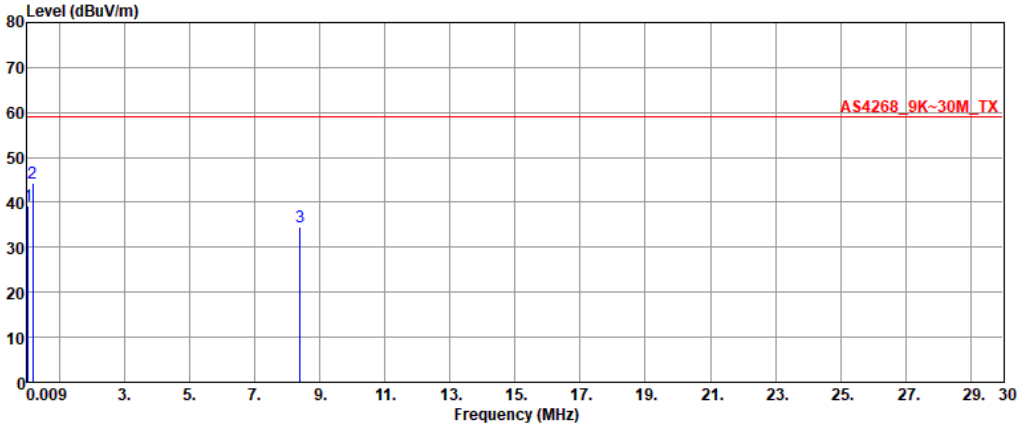

	Freq.	Measured value	Limit	Margin	Factor	Reading
	MHz	dBuV/m	dBuV/m	dB	dB/m	dBuV
1	0.03	39.16	59.00	-19.84	19.74	19.42
2	0.17	44.17	59.00	-14.83	19.25	24.92
3	8.38	34.43	59.00	-24.57	20.48	13.95

Note 1: Measured Value (dBm) = Reading (dBm) + Factor (dB).
Note 2: Margin (dB) = Measured Value (dBm) – Limit (dBm).

Modulation	ax HE20_OFDMA	**Test Freq. (MHz)**	2472
Frequency	9kHz~30MHz		

Test By :2026-03-12 Temperature:25 Humidity(%):65

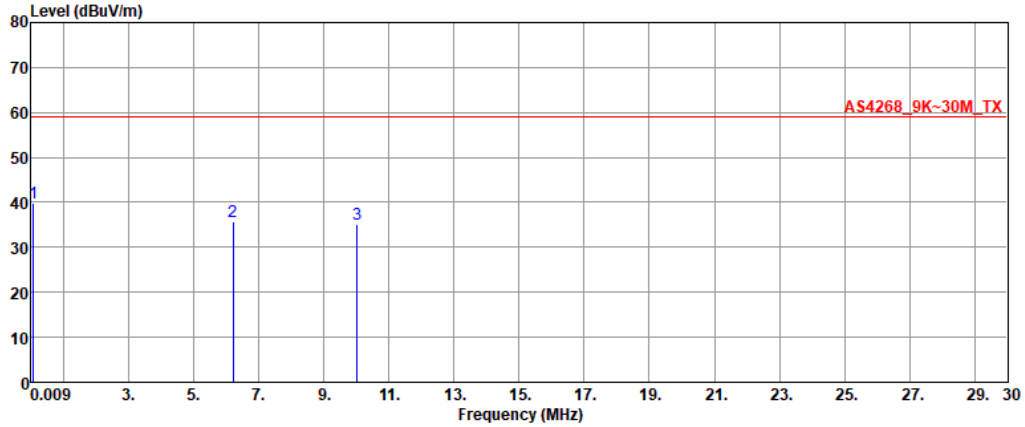

	Freq.	Measured value	Limit	Margin	Factor	Reading
	MHz	dBuV/m	dBuV/m	dB	dB/m	dBuV
1	0.07	39.99	59.00	-19.01	18.90	21.09
2	6.22	35.67	59.00	-23.33	20.99	14.68
3	10.02	35.27	59.00	-23.73	21.00	14.27

Note 1: Measured Value (dBm) = Reading (dBm) + Factor (dB).
Note 2: Margin (dB) = Measured Value (dBm) – Limit (dBm).

Configuration 3: FlexMIMO 6E_EFD2471A3S-10MH4L

Emissions (≤ 30MHz)

Modulation	11b	**Test Freq. (MHz)**	2412
Frequency	9kHz~30MHz		

Test By :2026-03-12 Temperature:25 Humidity(%):65

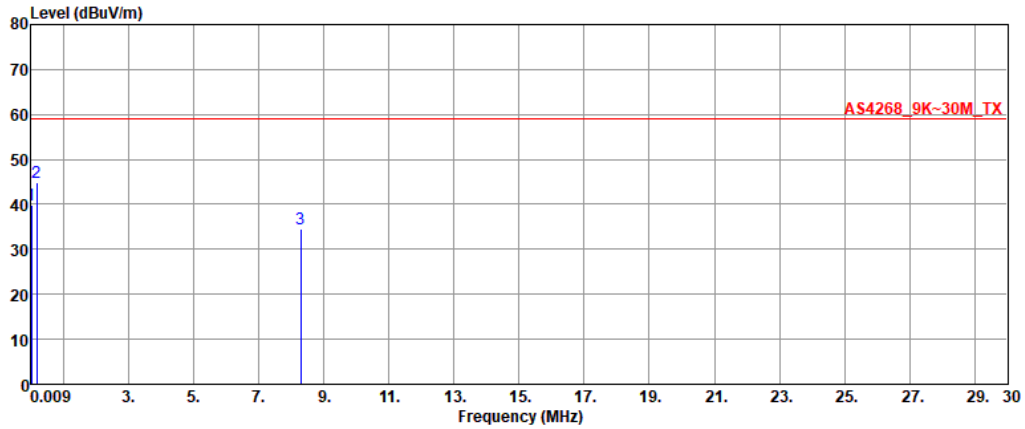

	Freq.	Measured value	Limit	Margin	Factor	Reading
	MHz	dBuV/m	dBuV/m	dB	dB/m	dBuV
1	0.02	39.76	59.00	-19.24	19.53	20.23
2	0.17	44.81	59.00	-14.19	19.28	25.53
3	8.29	34.62	59.00	-24.38	20.48	14.14

Note 1: Measured Value (dBm) = Reading (dBm) + Factor (dB).
Note 2: Margin (dB) = Measured Value (dBm) – Limit (dBm).

Modulation	11b	**Test Freq. (MHz)**	2472
Frequency	9kHz~30MHz		

Test By :2026-03-12 Temperature:25 Humidity(%):65

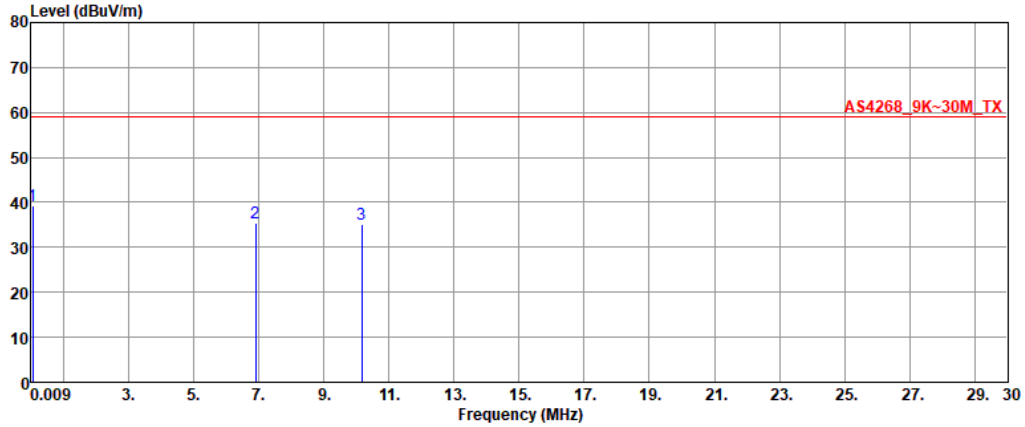

	Freq.	Measured value	Limit	Margin	Factor	Reading
	MHz	dBuV/m	dBuV/m	dB	dB/m	dBuV
1	0.05	39.33	59.00	-19.67	19.75	19.58
2	6.91	35.42	59.00	-23.58	20.80	14.62
3	10.16	35.06	59.00	-23.94	21.04	14.02

Note 1: Measured Value (dBm) = Reading (dBm) + Factor (dB).
Note 2: Margin (dB) = Measured Value (dBm) – Limit (dBm).

Modulation	11g	**Test Freq. (MHz)**	2412
Frequency	9kHz~30MHz		

Test By :2026-03-12 Temperature:25 Humidity(%):65

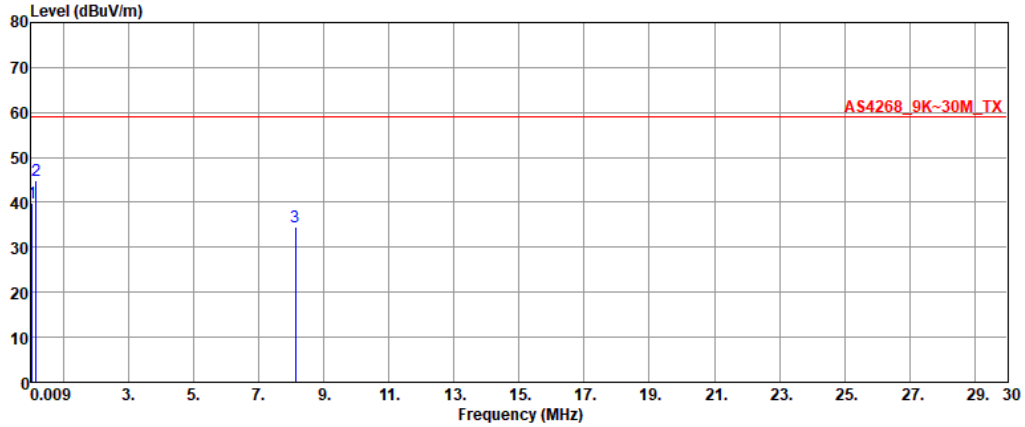

	Freq.	Measured value	Limit	Margin	Factor	Reading
	MHz	dBuV/m	dBuV/m	dB	dB/m	dBuV
1	0.04	39.99	59.00	-19.01	19.81	20.18
2	0.15	44.99	59.00	-14.01	19.11	25.88
3	8.13	34.67	59.00	-24.33	20.48	14.19

Note 1: Measured Value (dBm) = Reading (dBm) + Factor (dB).
Note 2: Margin (dB) = Measured Value (dBm) – Limit (dBm).

Modulation	11g	**Test Freq. (MHz)**	2472
Frequency	9kHz~30MHz		

Test By :2026-03-12 Temperature:25 Humidity(%):65

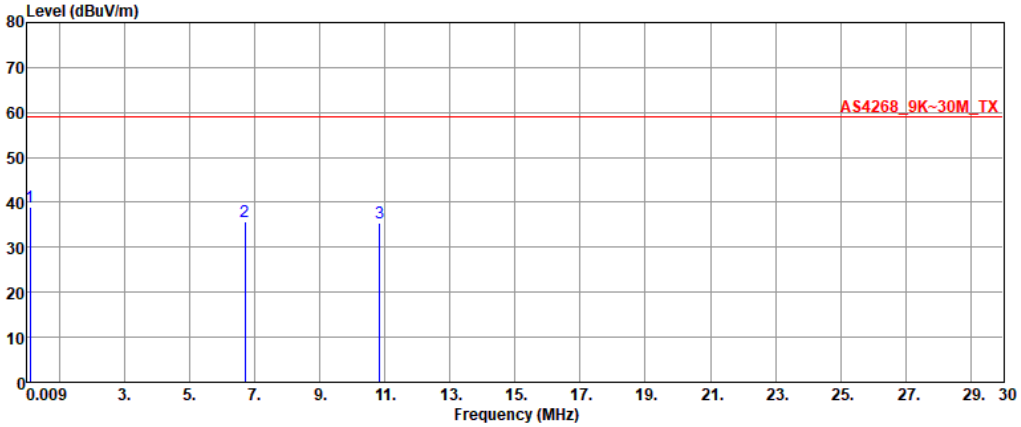

	Freq.	Measured value	Limit	Margin	Factor	Reading
	MHz	dBuV/m	dBuV/m	dB	dB/m	dBuV
1	0.09	39.03	59.00	-19.97	19.02	20.01
2	6.71	35.62	59.00	-23.38	20.84	14.78
3	10.83	35.55	59.00	-23.45	21.25	14.30

Note 1: Measured Value (dBm) = Reading (dBm) + Factor (dB).
Note 2: Margin (dB) = Measured Value (dBm) – Limit (dBm).

Modulation	ax HE20_OFDMA	**Test Freq. (MHz)**	2412
Frequency	9kHz~30MHz		

Test By :2026-03-12 Temperature:25 Humidity(%):65

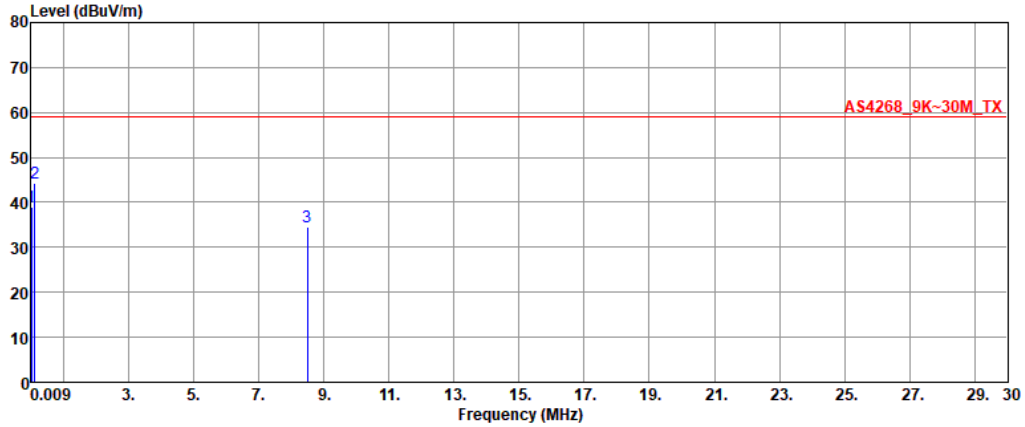

	Freq.	Measured value	Limit	Margin	Factor	Reading
	MHz	dBuV/m	dBuV/m	dB	dB/m	dBuV
1	0.01	39.07	59.00	-19.93	18.99	20.08
2	0.11	44.33	59.00	-14.67	18.81	25.52
3	8.49	34.47	59.00	-24.53	20.48	13.99

Note 1: Measured Value (dBm) = Reading (dBm) + Factor (dB).
Note 2: Margin (dB) = Measured Value (dBm) – Limit (dBm).

Modulation	ax HE20_OFDMA	**Test Freq. (MHz)**	2472
Frequency	9kHz~30MHz		

Test By :2026-03-12 Temperature:25 Humidity(%):65

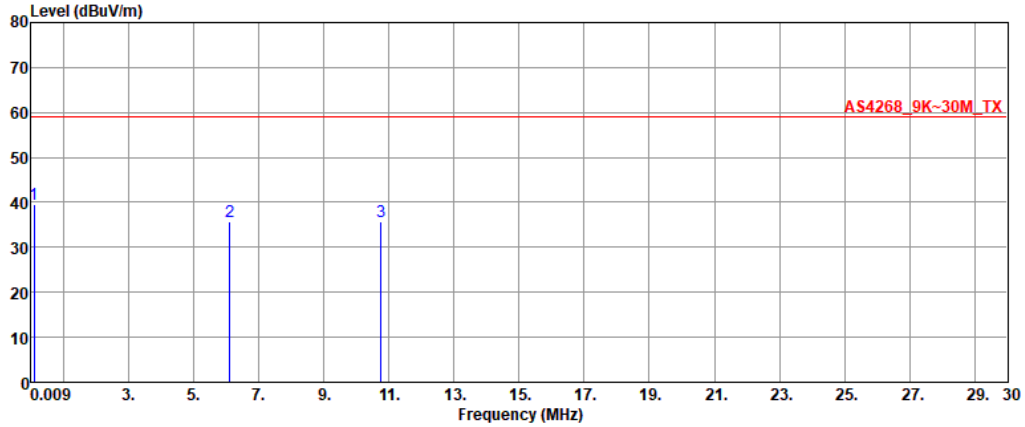

	Freq.	Measured value	Limit	Margin	Factor	Reading
	MHz	dBuV/m	dBuV/m	dB	dB/m	dBuV
1	0.09	39.61	59.00	-19.39	18.92	20.69
2	6.10	35.72	59.00	-23.28	21.03	14.69
3	10.76	35.69	59.00	-23.31	21.23	14.46

Note 1: Measured Value (dBm) = Reading (dBm) + Factor (dB).
Note 2: Margin (dB) = Measured Value (dBm) – Limit (dBm).

Configuration 4: FlexPIFA 6E_EFB2471A3S-10MH4L

Emissions (≤ 30MHz)

Modulation	11b	Test Freq. (MHz)	2412
Frequency	9kHz~30MHz		

Test By :2026-03-12 Temperature:25 Humidity(%):65

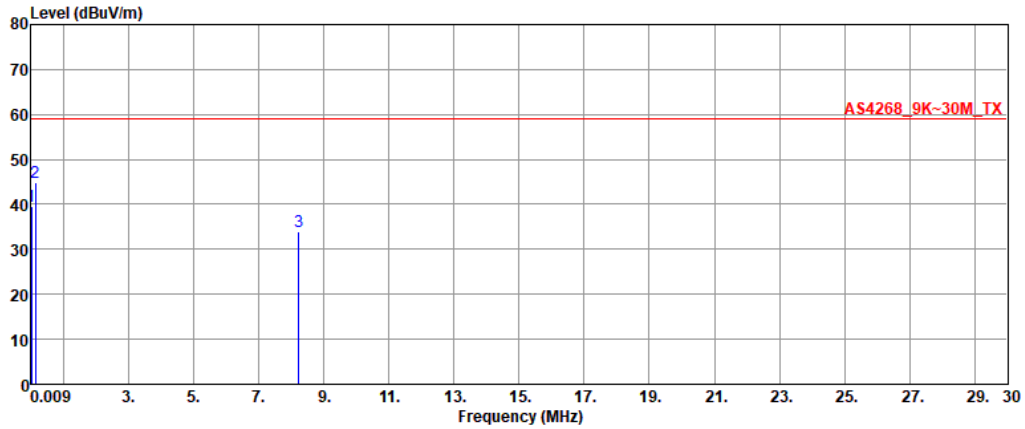

	Freq.	Measured value	Limit	Margin	Factor	Reading
	MHz	dBuV/m	dBuV/m	dB	dB/m	dBuV
1	0.02	39.70	59.00	-19.30	19.95	19.75
2	0.14	44.91	59.00	-14.09	19.04	25.87
3	8.23	34.09	59.00	-24.91	20.48	13.61

Note 1: Measured Value (dBm) = Reading (dBm) + Factor (dB).
Note 2: Margin (dB) = Measured Value (dBm) – Limit (dBm).

Modulation	11b	**Test Freq. (MHz)**	2472
Frequency	9kHz~30MHz		

Test By :2026-03-12 Temperature:25 Humidity(%):65

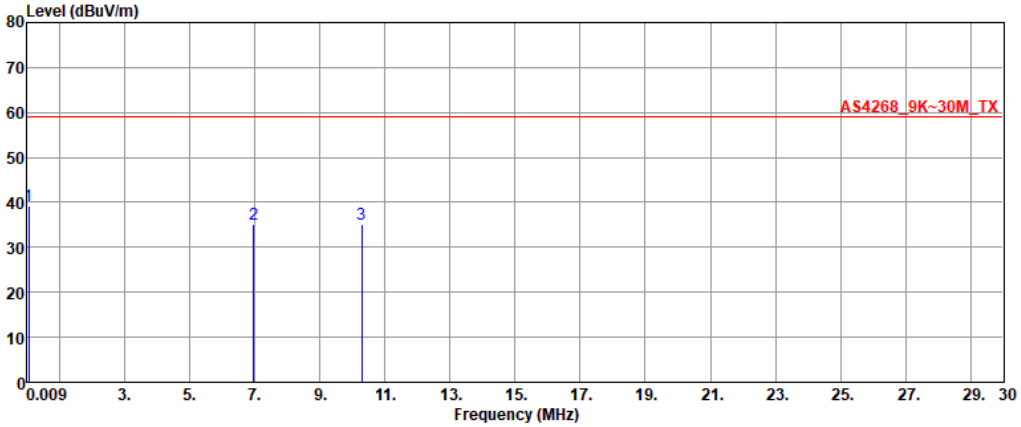

	Freq.	Measured value	Limit	Margin	Factor	Reading
	MHz	dBuV/m	dBuV/m	dB	dB/m	dBuV
1	0.04	39.22	59.00	-19.78	19.88	19.34
2	6.97	35.19	59.00	-23.81	20.78	14.41
3	10.29	35.14	59.00	-23.86	21.08	14.06

Note 1: Measured Value (dBm) = Reading (dBm) + Factor (dB).
Note 2: Margin (dB) = Measured Value (dBm) – Limit (dBm).

Modulation	11g	**Test Freq. (MHz)**	2412
Frequency	9kHz~30MHz		

Test By :2026-03-12 Temperature:25 Humidity(%):65

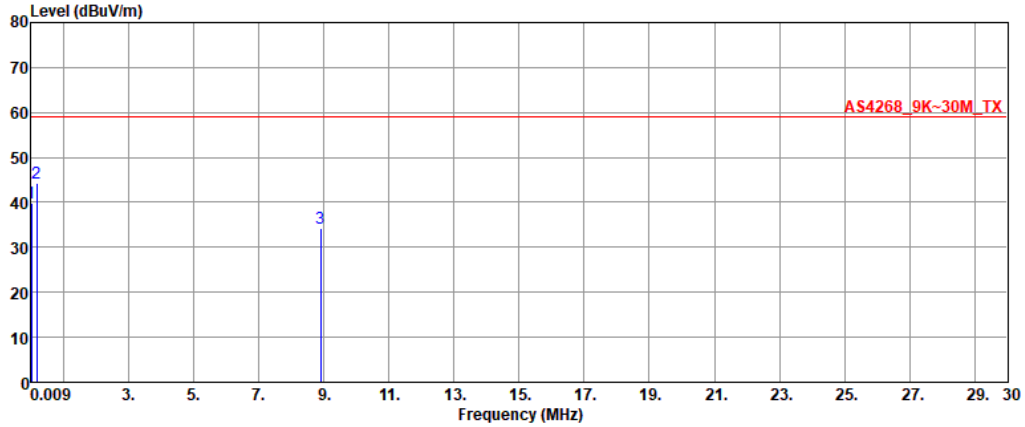

	Freq.	Measured value	Limit	Margin	Factor	Reading
	MHz	dBuV/m	dBuV/m	dB	dB/m	dBuV
1	0.01	39.81	59.00	-19.19	18.81	21.00
2	0.17	44.28	59.00	-14.72	19.29	24.99
3	8.91	34.15	59.00	-24.85	20.48	13.67

Note 1: Measured Value (dBm) = Reading (dBm) + Factor (dB).
Note 2: Margin (dB) = Measured Value (dBm) – Limit (dBm).

Modulation	11g	**Test Freq. (MHz)**	2472
Frequency	9kHz~30MHz		

Test By :2026-03-12 Temperature:25 Humidity(%):65

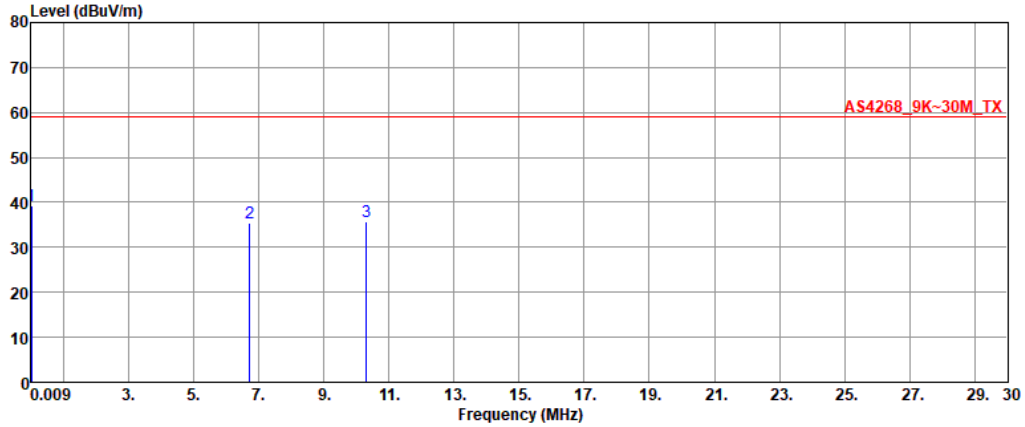

	Freq.	Measured value	Limit	Margin	Factor	Reading
	MHz	dBuV/m	dBuV/m	dB	dB/m	dBuV
1	0.02	39.21	59.00	-19.79	20.00	19.21
2	6.73	35.47	59.00	-23.53	20.84	14.63
3	10.31	35.65	59.00	-23.35	21.10	14.55

Note 1: Measured Value (dBm) = Reading (dBm) + Factor (dB).
Note 2: Margin (dB) = Measured Value (dBm) – Limit (dBm).

Modulation	ax HE20_OFDMA	**Test Freq. (MHz)**	2412
Frequency	9kHz~30MHz		

Test By :2026-03-12 Temperature:25 Humidity(%):65

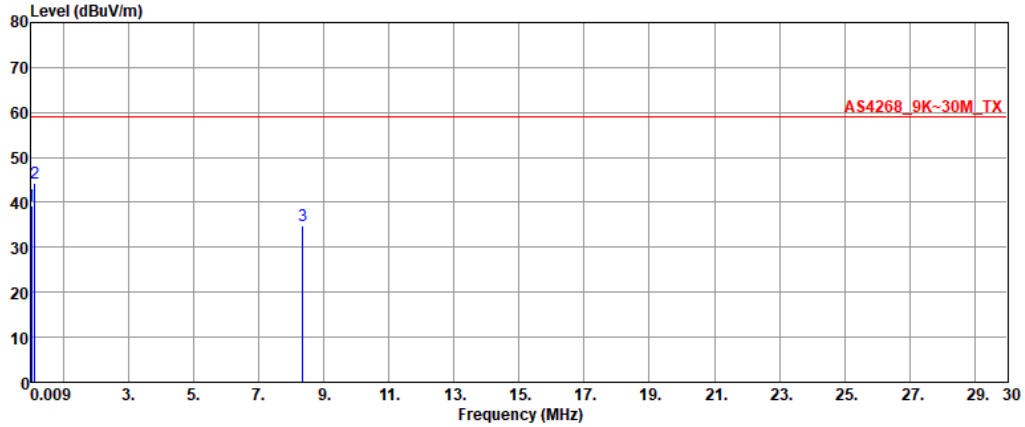

	Freq.	Measured value	Limit	Margin	Factor	Reading
	MHz	dBuV/m	dBuV/m	dB	dB/m	dBuV
1	0.01	39.33	59.00	-19.67	19.27	20.06
2	0.12	44.19	59.00	-14.81	18.85	25.34
3	8.35	34.95	59.00	-24.05	20.48	14.47

Note 1: Measured Value (dBm) = Reading (dBm) + Factor (dB).
Note 2: Margin (dB) = Measured Value (dBm) – Limit (dBm).

Modulation	ax HE20_OFDMA	**Test Freq. (MHz)**	2472
Frequency	9kHz~30MHz		

Test By :2026-03-12 Temperature:25 Humidity(%):65

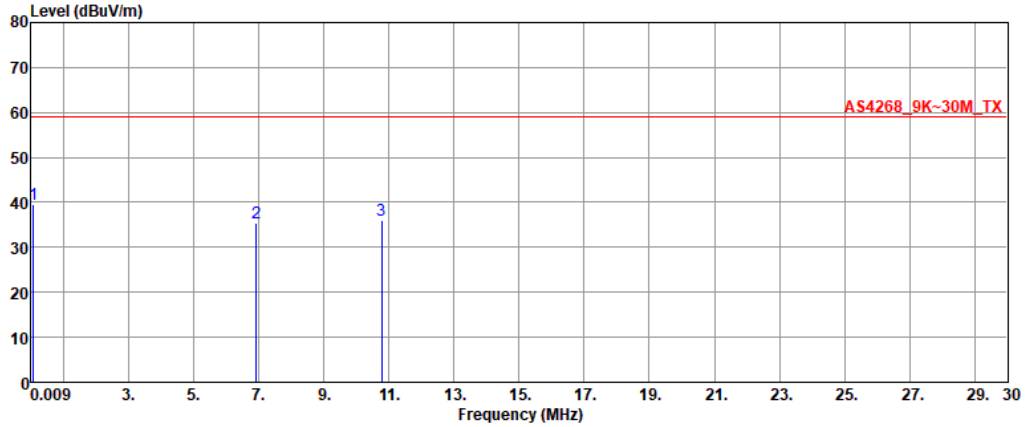

	Freq.	Measured value	Limit	Margin	Factor	Reading
	MHz	dBuV/m	dBuV/m	dB	dB/m	dBuV
1	0.06	39.47	59.00	-19.53	18.87	20.60
2	6.92	35.51	59.00	-23.49	20.79	14.72
3	10.77	35.92	59.00	-23.08	21.23	14.69

Note 1: Measured Value (dBm) = Reading (dBm) + Factor (dB).
Note 2: Margin (dB) = Measured Value (dBm) – Limit (dBm).

Configuration 5: FlexPIFA Dual Band_001-0021

Emissions (≤ 30MHz)

Modulation	11b	**Test Freq. (MHz)**	2412
Frequency	9kHz~30MHz		

Test By :2026-03-12 Temperature:25 Humidity(%):65

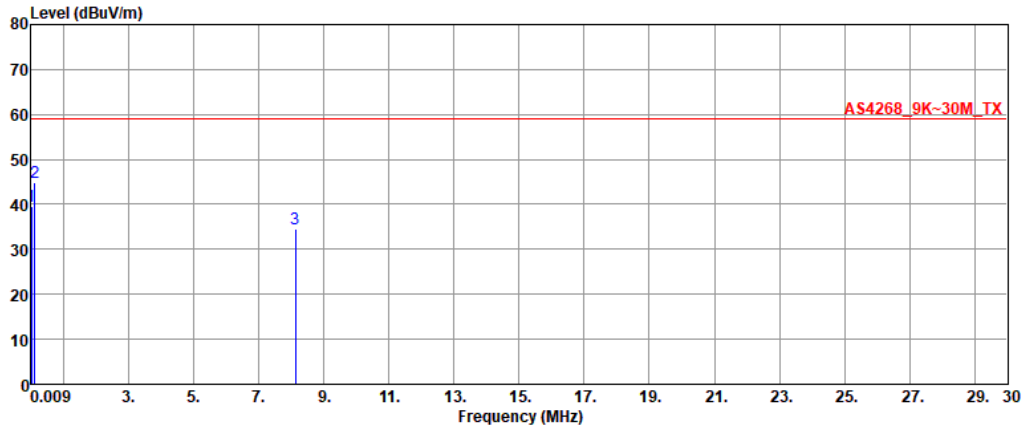

	Freq.	Measured value	Limit	Margin	Factor	Reading
	MHz	dBuV/m	dBuV/m	dB	dB/m	dBuV
1	0.01	39.44	59.00	-19.56	18.71	20.73
2	0.12	44.83	59.00	-14.17	18.86	25.97
3	8.12	34.57	59.00	-24.43	20.48	14.09

Note 1: Measured Value (dBm) = Reading (dBm) + Factor (dB).
Note 2: Margin (dB) = Measured Value (dBm) – Limit (dBm).

Modulation	11b	**Test Freq. (MHz)**	2472
Frequency	9kHz~30MHz		

Test By :2026-03-12 Temperature:25 Humidity(%):65

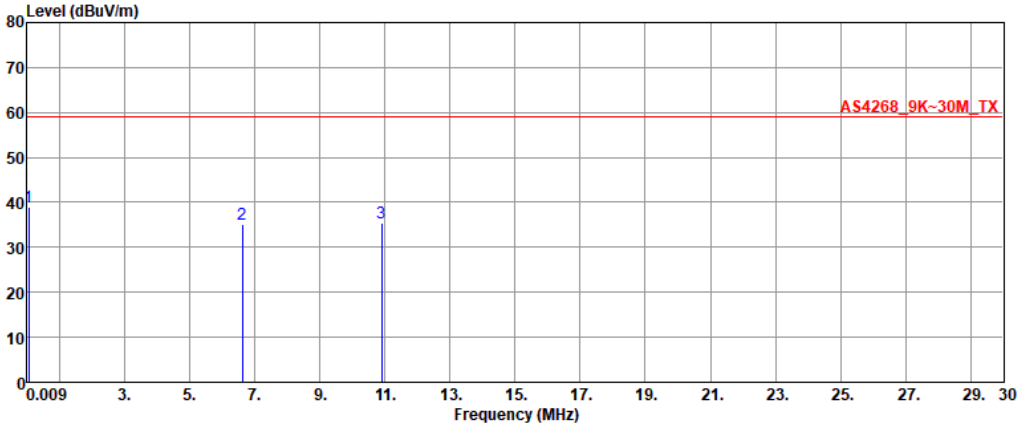

	Freq.	Measured value	Limit	Margin	Factor	Reading
	MHz	dBuV/m	dBuV/m	dB	dB/m	dBuV
1	0.05	39.05	59.00	-19.95	19.83	19.22
2	6.61	35.07	59.00	-23.93	20.87	14.20
3	10.89	35.41	59.00	-23.59	21.27	14.14

Note 1: Measured Value (dBm) = Reading (dBm) + Factor (dB).
Note 2: Margin (dB) = Measured Value (dBm) – Limit (dBm).

Modulation	11g	**Test Freq. (MHz)**	2412
Frequency	9kHz~30MHz		

Test By :2026-03-12 Temperature:25 Humidity(%):65

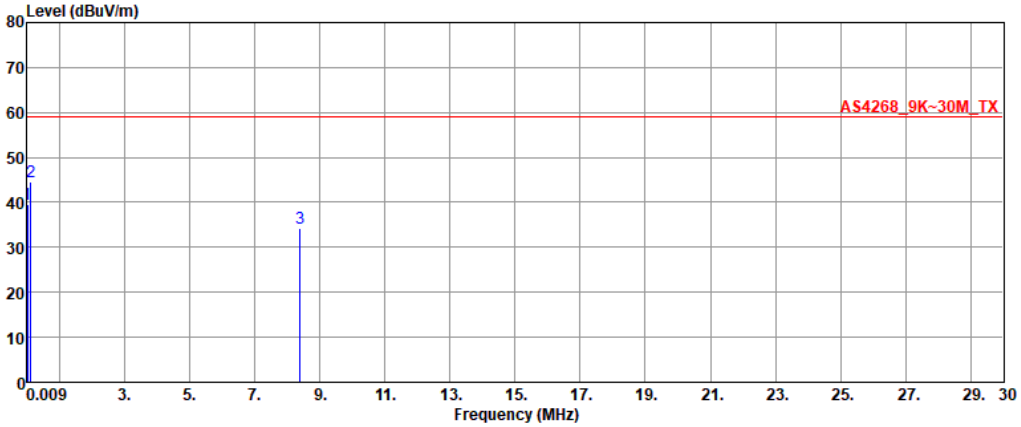

	Freq.	Measured value	Limit	Margin	Factor	Reading
	MHz	dBuV/m	dBuV/m	dB	dB/m	dBuV
1	0.02	39.58	59.00	-19.42	19.82	19.76
2	0.12	44.53	59.00	-14.47	18.83	25.70
3	8.39	34.34	59.00	-24.66	20.48	13.86

Note 1: Measured Value (dBm) = Reading (dBm) + Factor (dB).
Note 2: Margin (dB) = Measured Value (dBm) – Limit (dBm).

Modulation	11g	**Test Freq. (MHz)**	2472
Frequency	9kHz~30MHz		

Test By :2026-03-12 Temperature:25 Humidity(%):65

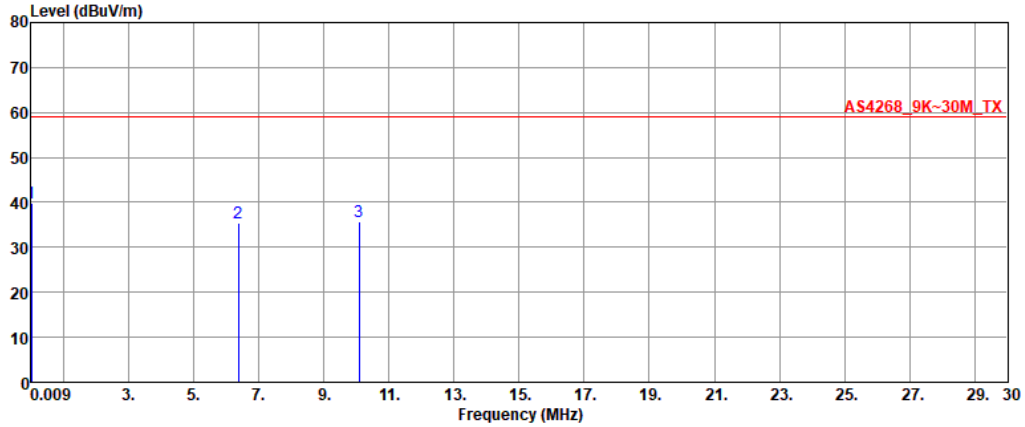

	Freq.	Measured value	Limit	Margin	Factor	Reading
	MHz	dBuV/m	dBuV/m	dB	dB/m	dBuV
1	0.02	39.84	59.00	-19.16	19.87	19.97
2	6.37	35.42	59.00	-23.58	20.94	14.48
3	10.08	35.66	59.00	-23.34	21.01	14.65

Note 1: Measured Value (dBm) = Reading (dBm) + Factor (dB).
Note 2: Margin (dB) = Measured Value (dBm) – Limit (dBm).

Modulation	ax HE20_OFDMA	**Test Freq. (MHz)**	2412
Frequency	9kHz~30MHz		

Test By :2026-03-12 Temperature:25 Humidity(%):65

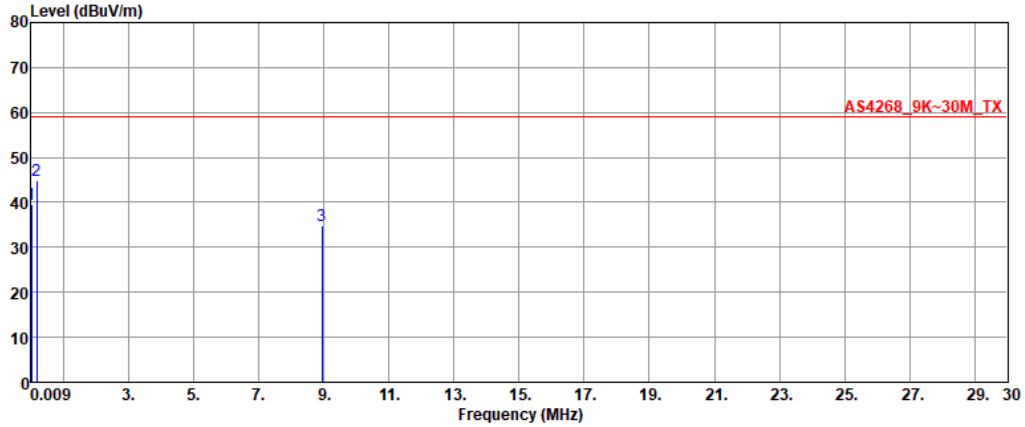

	Freq.	Measured value	Limit	Margin	Factor	Reading
	MHz	dBuV/m	dBuV/m	dB	dB/m	dBuV
1	0.02	39.67	59.00	-19.33	19.33	20.34
2	0.18	44.97	59.00	-14.03	19.35	25.62
3	8.93	34.83	59.00	-24.17	20.48	14.35

Note 1: Measured Value (dBm) = Reading (dBm) + Factor (dB).
Note 2: Margin (dB) = Measured Value (dBm) – Limit (dBm).

Modulation	ax HE20_OFDMA	**Test Freq. (MHz)**	2472
Frequency	9kHz~30MHz		

Test By :2026-03-12 Temperature:25 Humidity(%):65

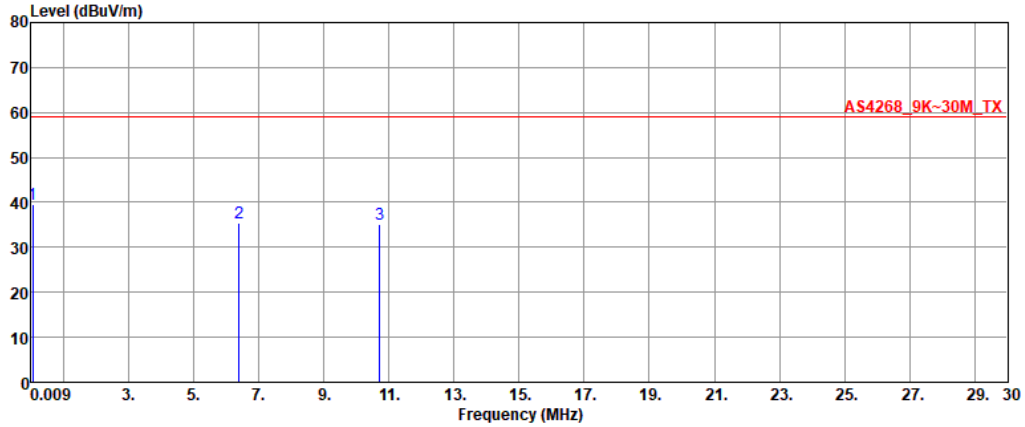

	Freq.	Measured value	Limit	Margin	Factor	Reading
	MHz	dBuV/m	dBuV/m	dB	dB/m	dBuV
1	0.06	39.42	59.00	-19.58	18.94	20.48
2	6.39	35.44	59.00	-23.56	20.94	14.50
3	10.72	35.15	59.00	-23.85	21.22	13.93

Note 1: Measured Value (dBm) = Reading (dBm) + Factor (dB).
Note 2: Margin (dB) = Measured Value (dBm) – Limit (dBm).

Configuration 6: FlexPIFA Dual Band_EFB2455A3S-15MH4L

Emissions (≤ 30MHz)

Modulation	11b	**Test Freq. (MHz)**	2412
Frequency	9kHz~30MHz		

Test By :2026-03-12 Temperature:25 Humidity(%):65

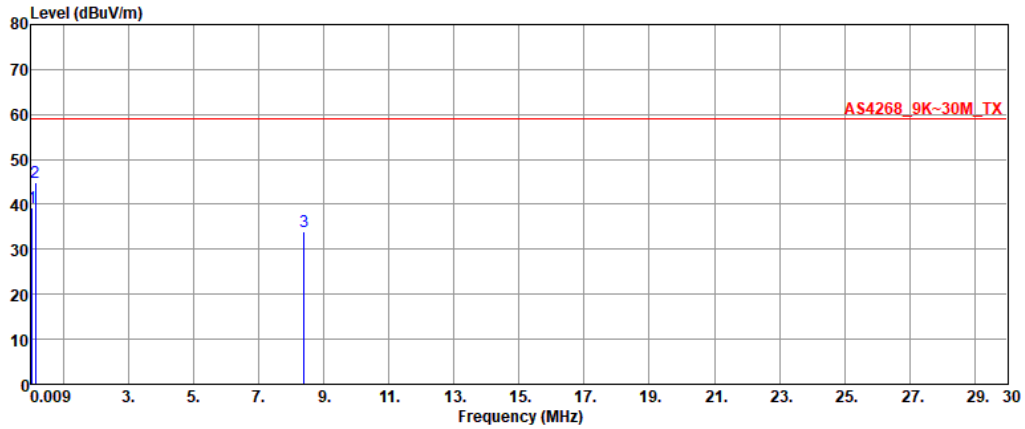

	Freq.	Measured value	Limit	Margin	Factor	Reading
	MHz	dBuV/m	dBuV/m	dB	dB/m	dBuV
1	0.03	39.18	59.00	-19.82	19.74	19.44
2	0.13	44.79	59.00	-14.21	18.96	25.83
3	8.38	34.04	59.00	-24.96	20.48	13.56

Note 1: Measured Value (dBm) = Reading (dBm) + Factor (dB).
Note 2: Margin (dB) = Measured Value (dBm) – Limit (dBm).

Modulation	11b	**Test Freq. (MHz)**	2472
Frequency	9kHz~30MHz		

Test By :2026-03-12 Temperature:25 Humidity(%):65

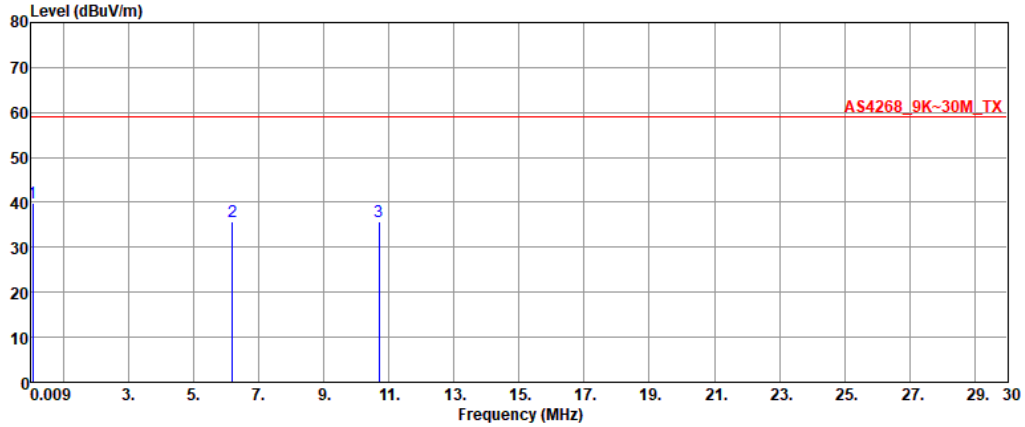

	Freq.	Measured value	Limit	Margin	Factor	Reading
	MHz	dBuV/m	dBuV/m	dB	dB/m	dBuV
1	0.04	39.91	59.00	-19.09	19.86	20.05
2	6.19	35.61	59.00	-23.39	21.00	14.61
3	10.70	35.62	59.00	-23.38	21.21	14.41

Note 1: Measured Value (dBm) = Reading (dBm) + Factor (dB).
Note 2: Margin (dB) = Measured Value (dBm) – Limit (dBm).

Modulation	11g	**Test Freq. (MHz)**	2412
Frequency	9kHz~30MHz		

Test By :2026-03-12 Temperature:25 Humidity(%):65

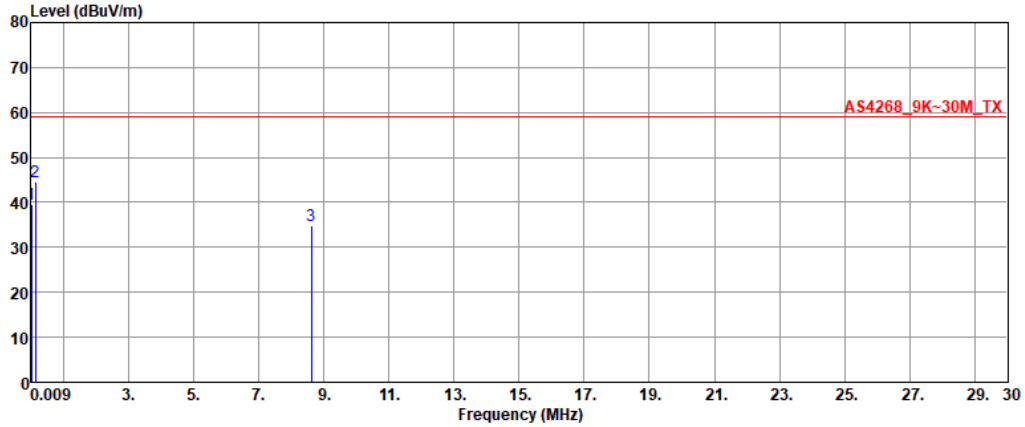

	Freq.	Measured value	Limit	Margin	Factor	Reading
	MHz	dBuV/m	dBuV/m	dB	dB/m	dBuV
1	0.02	39.43	59.00	-19.57	19.92	19.51
2	0.13	44.54	59.00	-14.46	18.95	25.59
3	8.61	34.83	59.00	-24.17	20.48	14.35

Note 1: Measured Value (dBm) = Reading (dBm) + Factor (dB).
Note 2: Margin (dB) = Measured Value (dBm) – Limit (dBm).

Modulation	11g	**Test Freq. (MHz)**	2472
Frequency	9kHz~30MHz		

Test By :2026-03-12 Temperature:25 Humidity(%):65

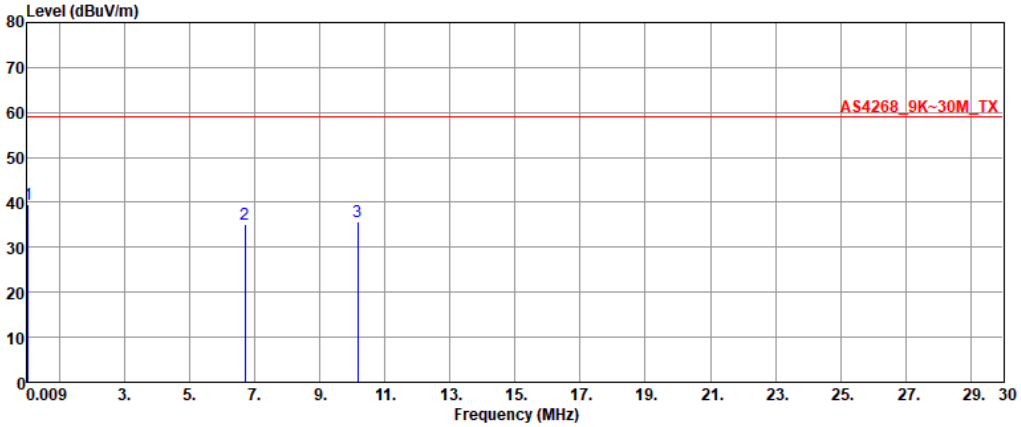

	Freq.	Measured value	Limit	Margin	Factor	Reading
	MHz	dBuV/m	dBuV/m	dB	dB/m	dBuV
1	0.03	39.60	59.00	-19.40	19.75	19.85
2	6.69	35.27	59.00	-23.73	20.85	14.42
3	10.16	35.71	59.00	-23.29	21.04	14.67

Note 1: Measured Value (dBm) = Reading (dBm) + Factor (dB).
Note 2: Margin (dB) = Measured Value (dBm) – Limit (dBm).

Modulation	ax HE20_OFDMA	**Test Freq. (MHz)**	2412
Frequency	9kHz~30MHz		

Test By :2026-03-12 Temperature:25 Humidity(%):65

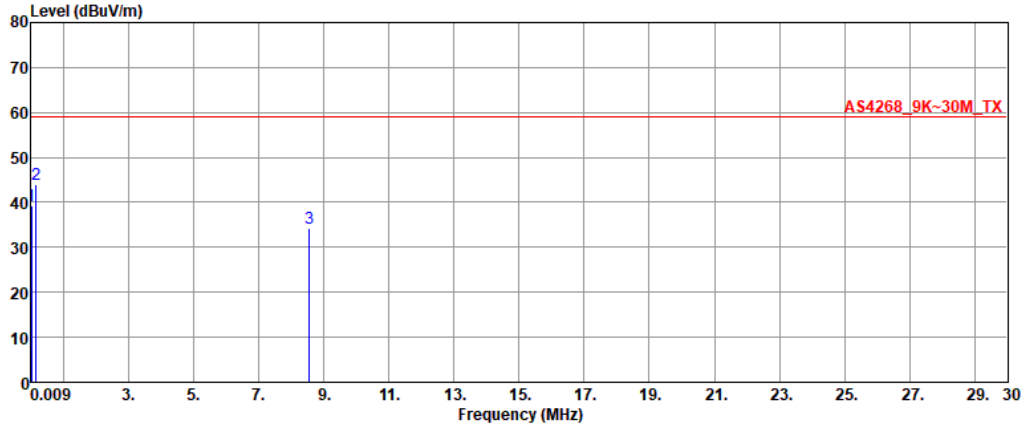

	Freq.	Measured value	Limit	Margin	Factor	Reading
	MHz	dBuV/m	dBuV/m	dB	dB/m	dBuV
1	0.01	39.17	59.00	-19.83	18.49	20.68
2	0.15	44.09	59.00	-14.91	19.11	24.98
3	8.55	34.31	59.00	-24.69	20.48	13.83

Note 1: Measured Value (dBm) = Reading (dBm) + Factor (dB).
Note 2: Margin (dB) = Measured Value (dBm) – Limit (dBm).

Modulation	ax HE20_OFDMA	**Test Freq. (MHz)**	2472
Frequency	9kHz~30MHz		

Test By :2026-03-12 Temperature:25 Humidity(%):65

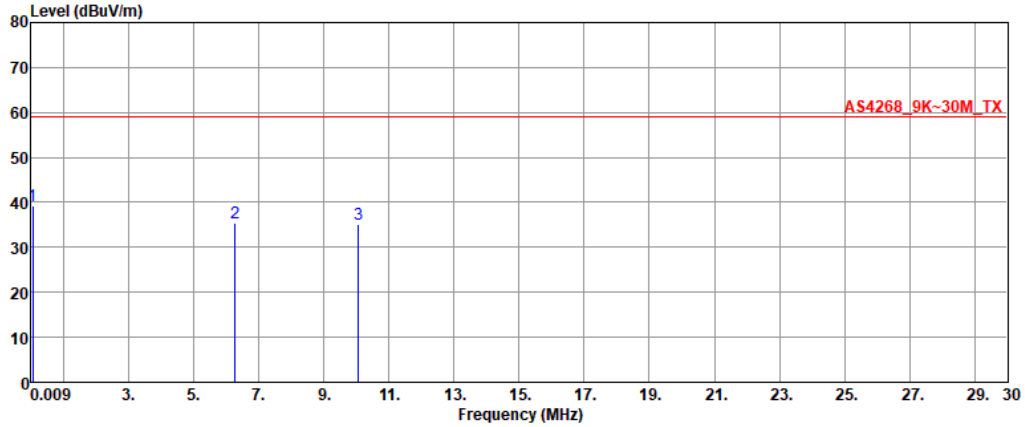

	Freq.	Measured value	Limit	Margin	Factor	Reading
	MHz	dBuV/m	dBuV/m	dB	dB/m	dBuV
1	0.05	39.17	59.00	-19.83	19.75	19.42
2	6.27	35.42	59.00	-23.58	20.98	14.44
3	10.06	35.16	59.00	-23.84	21.01	14.15

Note 1: Measured Value (dBm) = Reading (dBm) + Factor (dB).
Note 2: Margin (dB) = Measured Value (dBm) – Limit (dBm).

Configuration 7: Mini NanoBlade Flex 6GHz_EMF2471A3S-10MH4L

Emissions (≤ 30MHz)

Modulation	11b	Test Freq. (MHz)	2412
Frequency	9kHz~30MHz		

Test By :2026-03-12 Temperature:25 Humidity(%):65

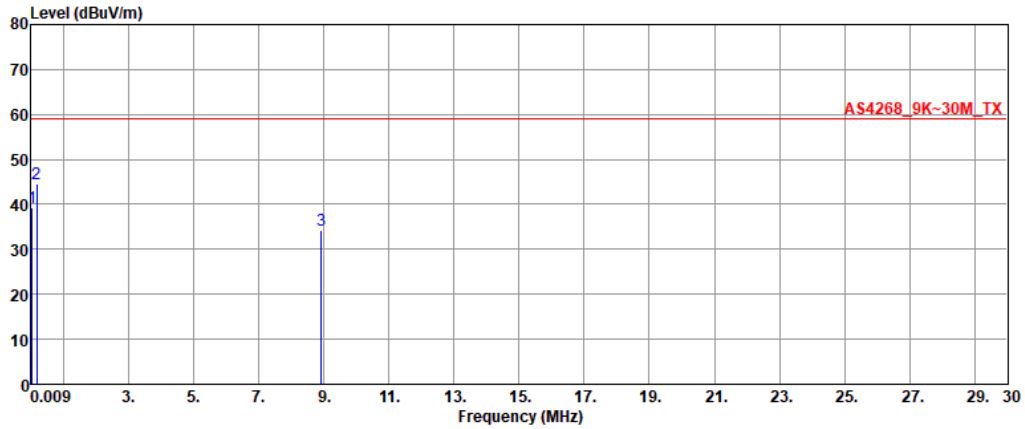

	Freq.	Measured value	Limit	Margin	Factor	Reading
	MHz	dBuV/m	dBuV/m	dB	dB/m	dBuV
1	0.03	39.23	59.00	-19.77	19.80	19.43
2	0.17	44.53	59.00	-14.47	19.27	25.26
3	8.92	34.13	59.00	-24.87	20.48	13.65

Note 1: Measured Value (dBm) = Reading (dBm) + Factor (dB).
Note 2: Margin (dB) = Measured Value (dBm) – Limit (dBm).

Modulation	11b	**Test Freq. (MHz)**	2472
Frequency	9kHz~30MHz		

Test By :2026-03-12 Temperature:25 Humidity(%):65

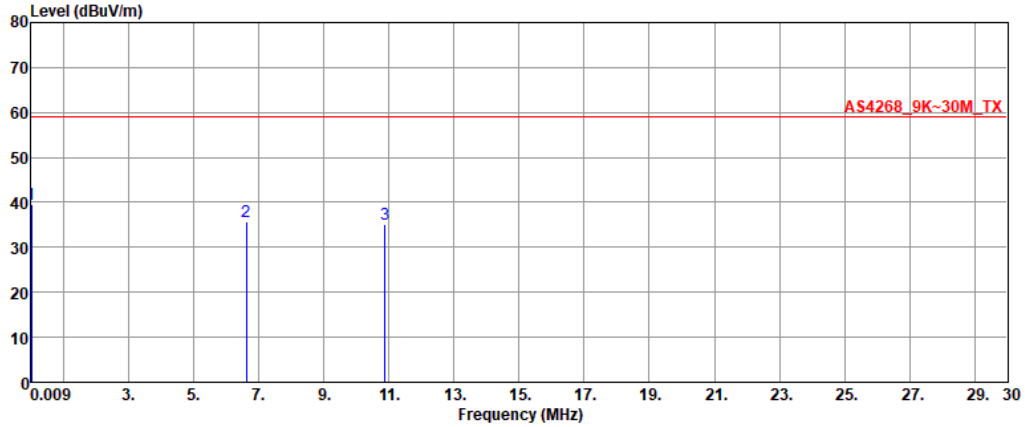

	Freq.	Measured value	Limit	Margin	Factor	Reading
	MHz	dBuV/m	dBuV/m	dB	dB/m	dBuV
1	0.01	39.58	59.00	-19.42	18.71	20.87
2	6.62	35.63	59.00	-23.37	20.87	14.76
3	10.87	35.02	59.00	-23.98	21.26	13.76

Note 1: Measured Value (dBm) = Reading (dBm) + Factor (dB).
Note 2: Margin (dB) = Measured Value (dBm) – Limit (dBm).

Modulation	11g	**Test Freq. (MHz)**	2412
Frequency	9kHz~30MHz		

Test By :2026-03-12 Temperature:25 Humidity(%):65

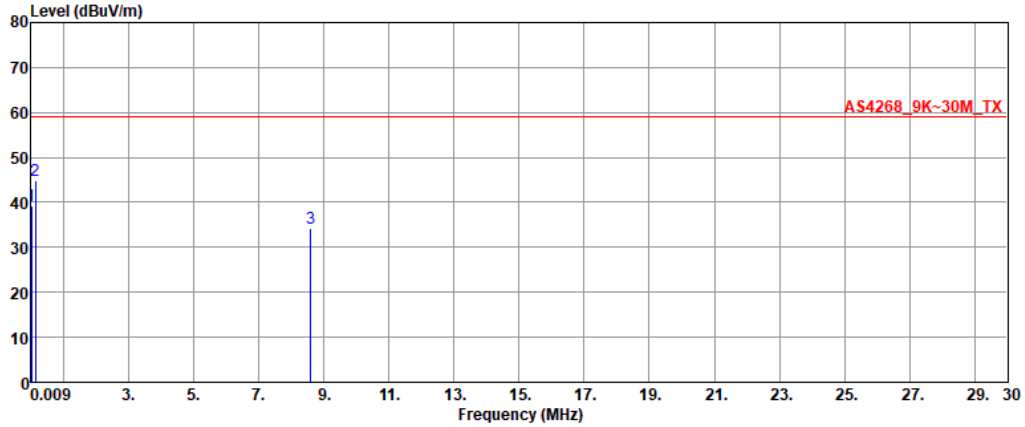

	Freq.	Measured value	Limit	Margin	Factor	Reading
	MHz	dBuV/m	dBuV/m	dB	dB/m	dBuV
1	0.02	39.18	59.00	-19.82	19.87	19.31
2	0.13	44.88	59.00	-14.12	18.92	25.96
3	8.59	34.18	59.00	-24.82	20.48	13.70

Note 1: Measured Value (dBm) = Reading (dBm) + Factor (dB).
Note 2: Margin (dB) = Measured Value (dBm) – Limit (dBm).

Modulation	11g	**Test Freq. (MHz)**	2472
Frequency	9kHz~30MHz		

Test By :2026-03-12 Temperature:25 Humidity(%):65

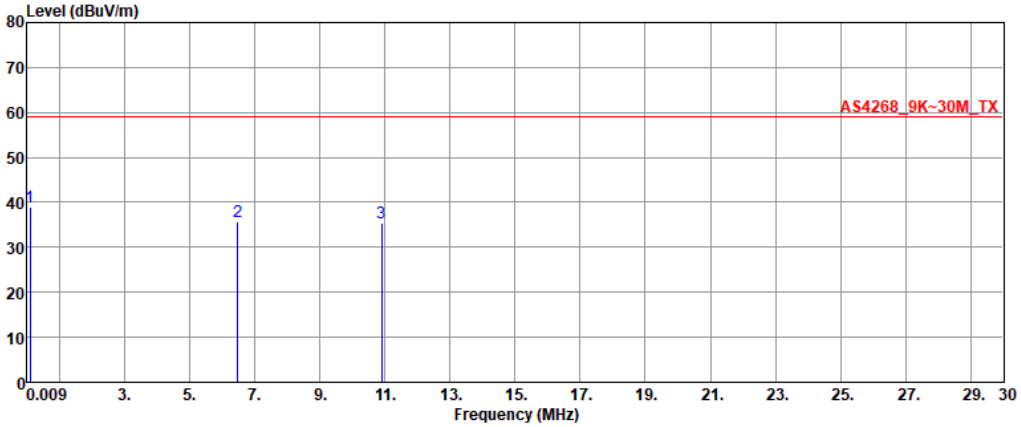

	Freq.	Measured value	Limit	Margin	Factor	Reading
	MHz	dBuV/m	dBuV/m	dB	dB/m	dBuV
1	0.09	39.05	59.00	-19.95	18.98	20.07
2	6.48	35.73	59.00	-23.27	20.91	14.82
3	10.91	35.29	59.00	-23.71	21.27	14.02

Note 1: Measured Value (dBm) = Reading (dBm) + Factor (dB).
Note 2: Margin (dB) = Measured Value (dBm) – Limit (dBm).

Modulation	ax HE20_OFDMA	**Test Freq. (MHz)**	2412
Frequency	9kHz~30MHz		

Test By :2026-03-12 Temperature:25 Humidity(%):65

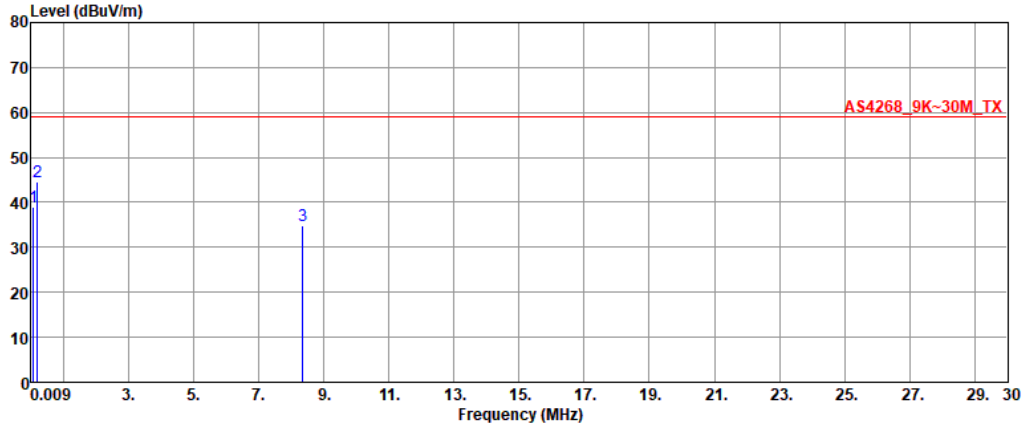

	Freq.	Measured value	Limit	Margin	Factor	Reading
	MHz	dBuV/m	dBuV/m	dB	dB/m	dBuV
1	0.07	39.08	59.00	-19.92	18.92	20.16
2	0.19	44.53	59.00	-14.47	19.37	25.16
3	8.35	34.90	59.00	-24.10	20.48	14.42

Note 1: Measured Value (dBm) = Reading (dBm) + Factor (dB).
Note 2: Margin (dB) = Measured Value (dBm) – Limit (dBm).

Modulation	ax HE20_OFDMA	**Test Freq. (MHz)**	2472
Frequency	9kHz~30MHz		

Test By :2026-03-12 Temperature:25 Humidity(%):65

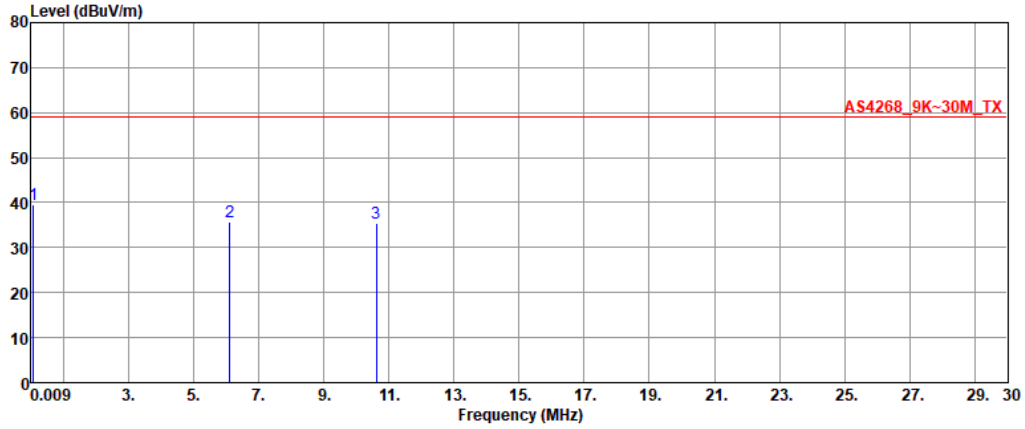

	Freq.	Measured value	Limit	Margin	Factor	Reading
	MHz	dBuV/m	dBuV/m	dB	dB/m	dBuV
1	0.08	39.68	59.00	-19.32	18.69	20.99
2	6.11	35.69	59.00	-23.31	21.03	14.66
3	10.62	35.45	59.00	-23.55	21.19	14.26

Note 1: Measured Value (dBm) = Reading (dBm) + Factor (dB).
Note 2: Margin (dB) = Measured Value (dBm) – Limit (dBm).

full RU configuration

Emissions (25MHz ~ 1GHz)

Modulation	11g	**Test Freq. (MHz)**	2412
Polarization	Horizontal		

Test By :Ryan Lee Temperature:23 Humidity(%):64

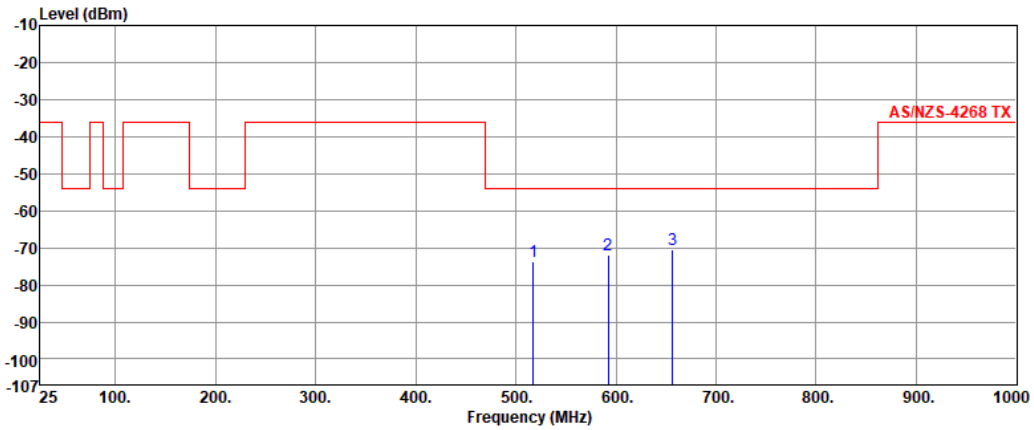

	Freq.	Measured value	Limit	Margin	Factor	Reading
	MHz	dBm	dBm	dB	dB	dBm
1	517.51	-73.58	-54.00	-19.58	3.20	-76.78
2	592.54	-71.85	-54.00	-17.85	4.88	-76.73
3	656.58	-70.45	-54.00	-16.45	5.78	-76.23

Note 1: Measured Value (dBm) = Reading (dBm) + Factor (dB)
Note 2: Margin (dB) = Measured Value (dBm) – Limit (dBm)

Modulation	11g	**Test Freq. (MHz)**	2412
Polarization	Vertical		

Test By :Ryan Lee Temperature:23 Humidity(%):64

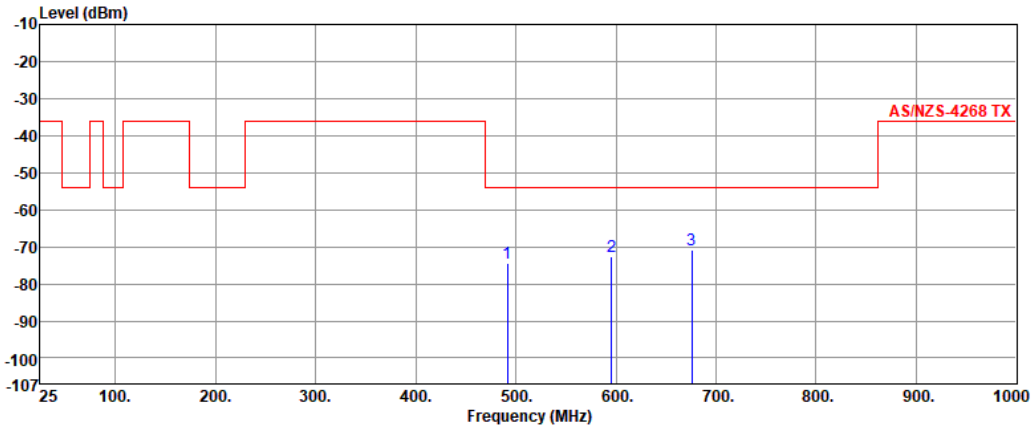

	Freq.	Measured value	Limit	Margin	Factor	Reading
	MHz	dBm	dBm	dB	dB	dBm
1	491.90	-74.46	-54.00	-20.46	2.51	-76.97
2	595.56	-72.57	-54.00	-18.57	4.84	-77.41
3	675.65	-71.01	-54.00	-17.01	5.83	-76.84

Note 1: Measured Value (dBm) = Reading (dBm) + Factor (dB)
Note 2: Margin (dB) = Measured Value (dBm) – Limit (dBm)

Modulation	11g	**Test Freq. (MHz)**	2472
Polarization	Horizontal		

Test By :Ryan Lee Temperature:23 Humidity(%):64

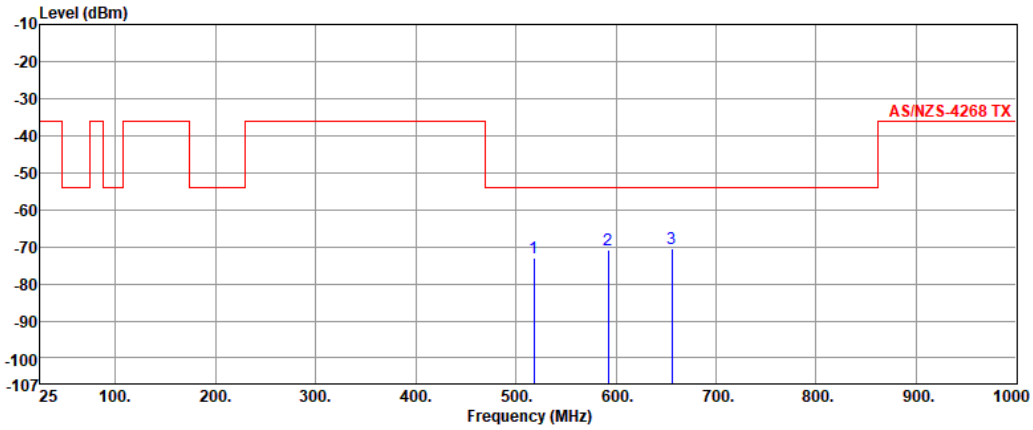

	Freq.	Measured value	Limit	Margin	Factor	Reading
	MHz	dBm	dBm	dB	dB	dBm
1	518.32	-73.12	-54.00	-19.12	3.28	-76.40
2	592.56	-71.01	-54.00	-17.01	4.88	-75.89
3	656.24	-70.57	-54.00	-16.57	5.78	-76.35

Note 1: Measured Value (dBm) = Reading (dBm) + Factor (dB)
Note 2: Margin (dB) = Measured Value (dBm) – Limit (dBm)

Modulation	11g	**Test Freq. (MHz)**	2472
Polarization	Vertical		

Test By :Ryan Lee Temperature:23 Humidity(%):64

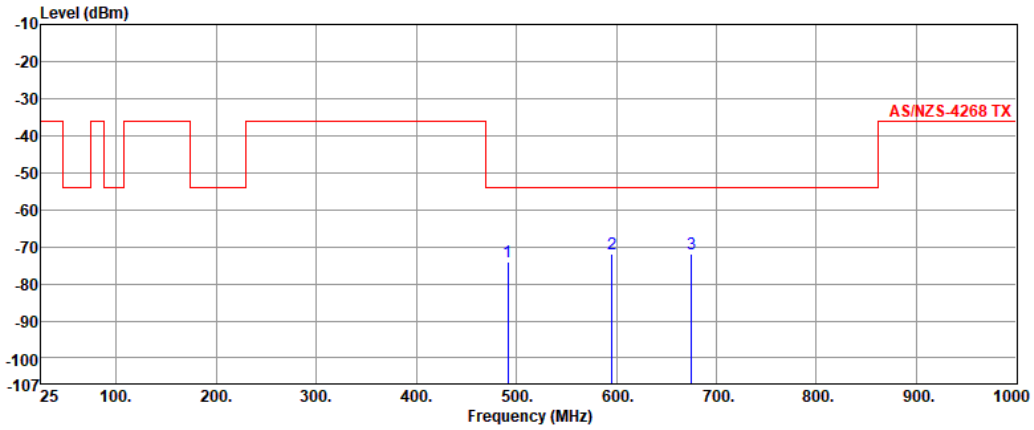

	Freq.	Measured value	Limit	Margin	Factor	Reading
	MHz	dBm	dBm	dB	dB	dBm
1	491.54	-74.05	-54.00	-20.05	2.50	-76.55
2	595.54	-72.06	-54.00	-18.06	4.84	-76.90
3	675.54	-71.85	-54.00	-17.85	5.83	-77.68

Note 1: Measured Value (dBm) = Reading (dBm) + Factor (dB)
Note 2: Margin (dB) = Measured Value (dBm) – Limit (dBm)

Emissions (Above 1GHz) for 802.11b

Modulation	11b	**Test Freq. (MHz)**	2412
Polarization	Horizontal		

Test By :Ryan Lee Temperature:23 Humidity(%):64

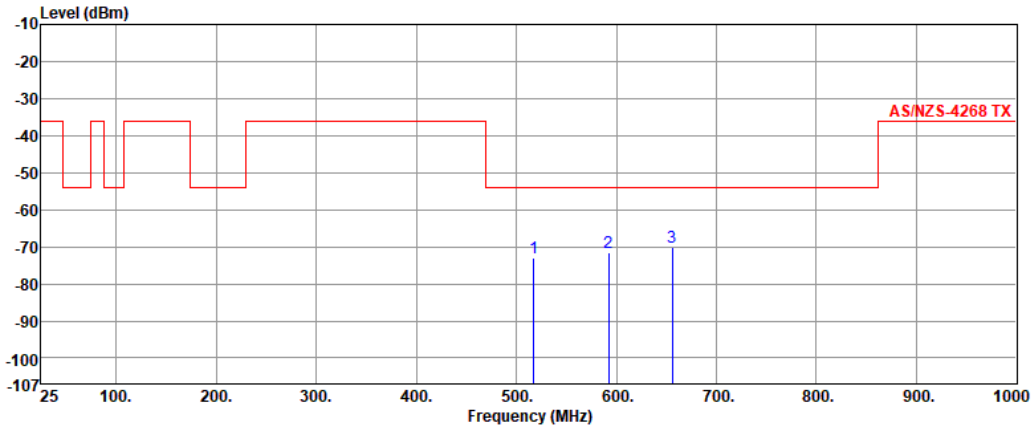

	Freq.	Measured value	Limit	Margin	Factor	Reading
	MHz	dBm	dBm	dB	dB	dBm
1	517.45	-73.01	-54.00	-19.01	3.20	-76.21
2	592.54	-71.58	-54.00	-17.58	4.88	-76.46
3	656.04	-70.11	-54.00	-16.11	5.78	-75.89

Note 1: Measured Value (dBm) = Reading (dBm) + Factor (dB)
Note 2: Margin (dB) = Measured Value (dBm) – Limit (dBm)

Modulation	11b	**Test Freq. (MHz)**	2412
Polarization	Vertical		

Test By :Ryan Lee Temperature:23 Humidity(%):64

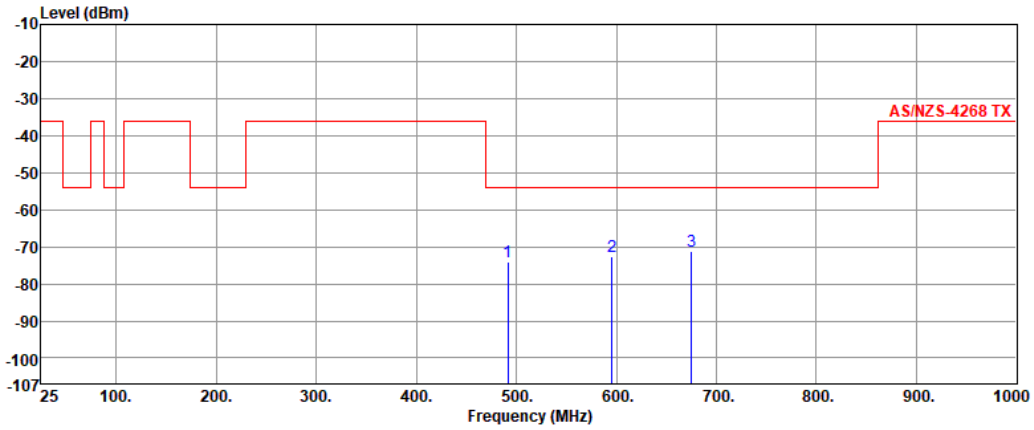

	Freq.	Measured value	Limit	Margin	Factor	Reading
	MHz	dBm	dBm	dB	dB	dBm
1	491.85	-74.01	-54.00	-20.01	2.51	-76.52
2	595.35	-72.54	-54.00	-18.54	4.82	-77.36
3	675.21	-71.24	-54.00	-17.24	5.81	-77.05

Note 1: Measured Value (dBm) = Reading (dBm) + Factor (dB)
Note 2: Margin (dB) = Measured Value (dBm) – Limit (dBm)

Modulation	11b	**Test Freq. (MHz)**	2472
Polarization	Horizontal		

Test By :Ryan Lee Temperature:23 Humidity(%):64

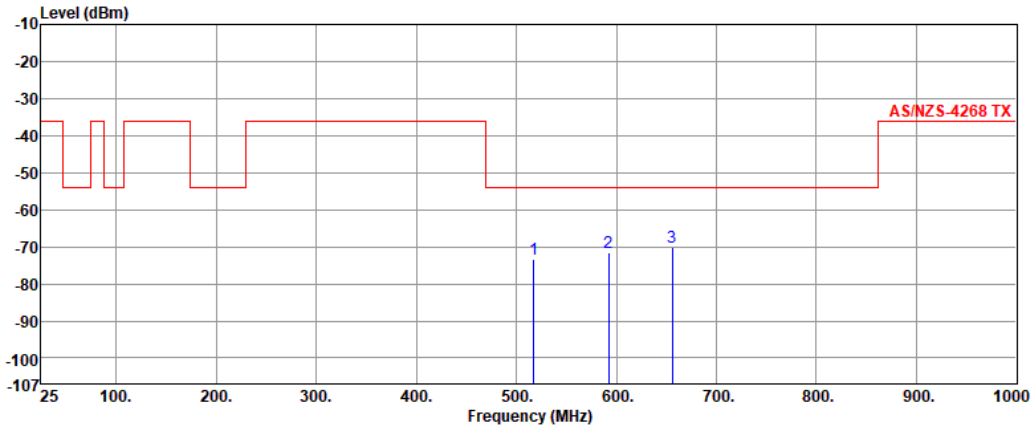

	Freq.	Measured value	Limit	Margin	Factor	Reading
	MHz	dBm	dBm	dB	dB	dBm
1	517.54	-73.52	-54.00	-19.52	3.21	-76.73
2	592.58	-71.45	-54.00	-17.45	4.88	-76.33
3	656.23	-70.12	-54.00	-16.12	5.78	-75.90

Note 1: Measured Value (dBm) = Reading (dBm) + Factor (dB)
Note 2: Margin (dB) = Measured Value (dBm) – Limit (dBm)

Modulation	11b	**Test Freq. (MHz)**	2472
Polarization	Vertical		

Test By :Ryan Lee Temperature:23 Humidity(%):64

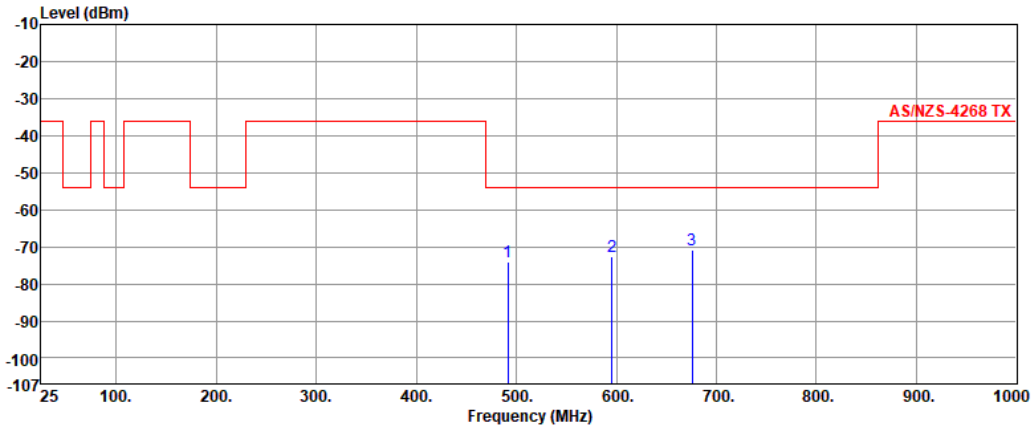

	Freq.	Measured value	Limit	Margin	Factor	Reading
	MHz	dBm	dBm	dB	dB	dBm
1	491.54	-74.01	-54.00	-20.01	2.50	-76.51
2	595.62	-72.51	-54.00	-18.51	4.85	-77.36
3	675.56	-71.01	-54.00	-17.01	5.83	-76.84

Note 1: Measured Value (dBm) = Reading (dBm) + Factor (dB)
Note 2: Margin (dB) = Measured Value (dBm) – Limit (dBm)

Emissions (Above 1GHz) for 802.11g

Modulation	11g	**Test Freq. (MHz)**	2412
Polarization	Horizontal		

Test By :Ryan Lee Temperature:23 Humidity(%):64

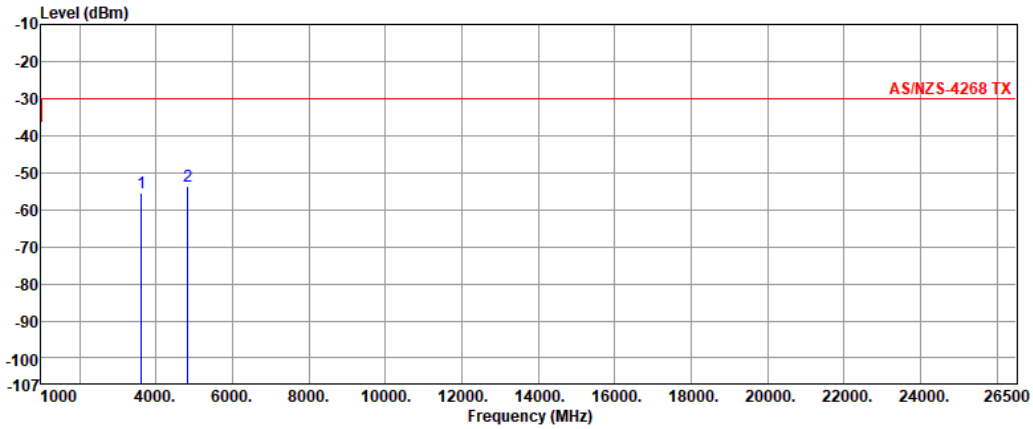

	Freq.	Measured value	Limit	Margin	Factor	Reading
	MHz	dBm	dBm	dB	dB	dBm
1	3618.25	-55.28	-30.00	-25.28	7.22	-62.50
2	4824.96	-53.67	-30.00	-23.67	10.44	-64.11

Note 1: Measured Value (dBm) = Reading (dBm) + Factor (dB)
Note 2: Margin (dB) = Measured Value (dBm) – Limit (dBm)

Modulation	11g	**Test Freq. (MHz)**	2412
Polarization	Vertical		

Test By :Ryan Lee Temperature:23 Humidity(%):64

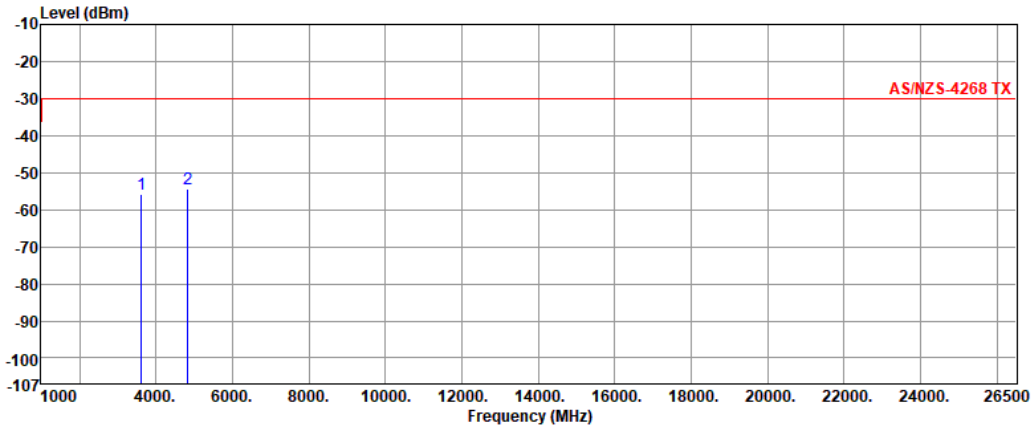

	Freq.	Measured value	Limit	Margin	Factor	Reading
	MHz	dBm	dBm	dB	dB	dBm
1	3618.03	-55.69	-30.00	-25.69	7.13	-62.82
2	4823.85	-54.23	-30.00	-24.23	11.00	-65.23

Note 1: Measured Value (dBm) = Reading (dBm) + Factor (dB)
Note 2: Margin (dB) = Measured Value (dBm) – Limit (dBm)

Modulation	11g	**Test Freq. (MHz)**	2472
Polarization	Horizontal		

Test By :Ryan Lee Temperature:23 Humidity(%):64

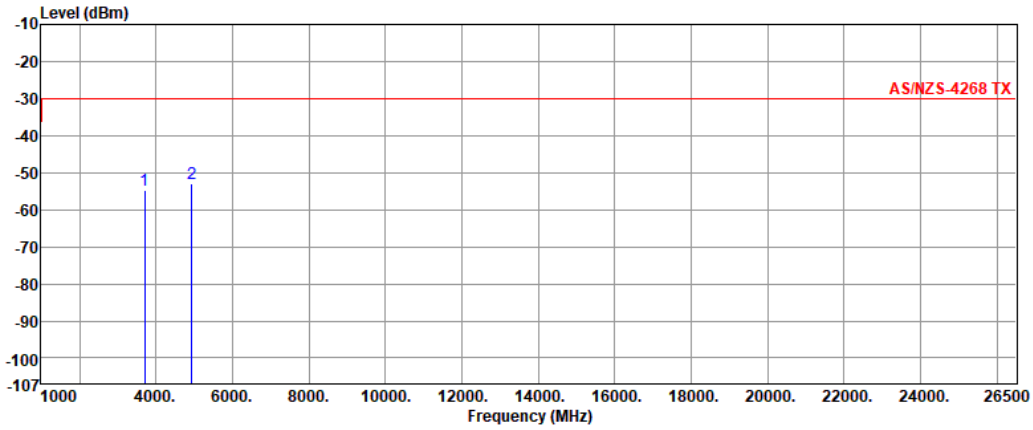

	Freq.	Measured value	Limit	Margin	Factor	Reading
	MHz	dBm	dBm	dB	dB	dBm
1	3708.03	-54.73	-30.00	-24.73	7.34	-62.07
2	4944.09	-52.84	-30.00	-22.84	11.20	-64.04

Note 1: Measured Value (dBm) = Reading (dBm) + Factor (dB)
Note 2: Margin (dB) = Measured Value (dBm) – Limit (dBm)

Modulation	11g	**Test Freq. (MHz)**	2472
Polarization	Vertical		

Test By :Ryan Lee Temperature:23 Humidity(%):64

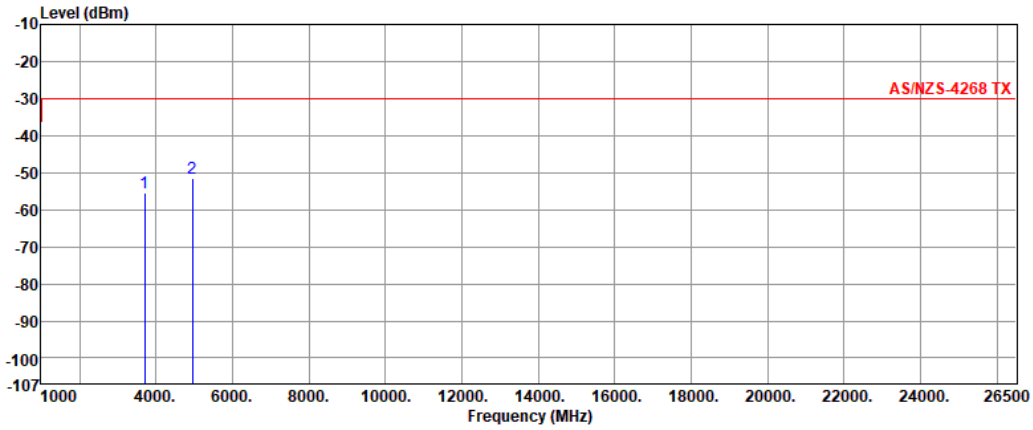

	Freq.	Measured value	Limit	Margin	Factor	Reading
	MHz	dBm	dBm	dB	dB	dBm
1	3708.51	-55.31	-30.00	-25.31	7.27	-62.58
2	4944.48	-51.41	-30.00	-21.41	11.61	-63.02

Note 1: Measured Value (dBm) = Reading (dBm) + Factor (dB)
Note 2: Margin (dB) = Measured Value (dBm) – Limit (dBm)

Emissions (Above 1GHz) for ax HE20-OFDMA

Modulation	ax HE20-OFDMA	**Test Freq. (MHz)**	2412
Polarization	Horizontal		

Test By :Ryan Lee Temperature:23 Humidity(%):64

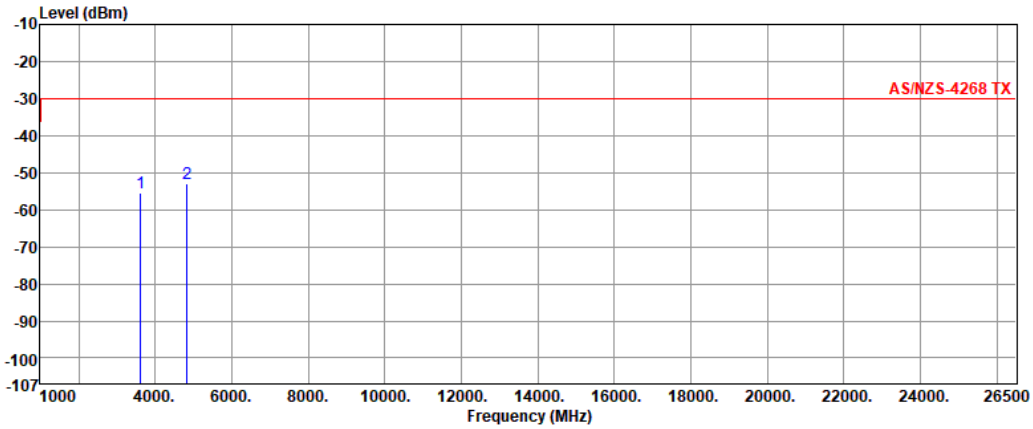

	Freq.	Measured value	Limit	Margin	Factor	Reading
	MHz	dBm	dBm	dB	dB	dBm
1	3618.51	-55.58	-30.00	-25.58	7.22	-62.80
2	4824.58	-53.12	-30.00	-23.12	10.43	-63.55

Note 1: Measured Value (dBm) = Reading (dBm) + Factor (dB)
Note 2: Margin (dB) = Measured Value (dBm) – Limit (dBm)

Modulation	ax HE20-OFDMA	**Test Freq. (MHz)**	2412
Polarization	Vertical		

Test By :Ryan Lee Temperature:23 Humidity(%):64

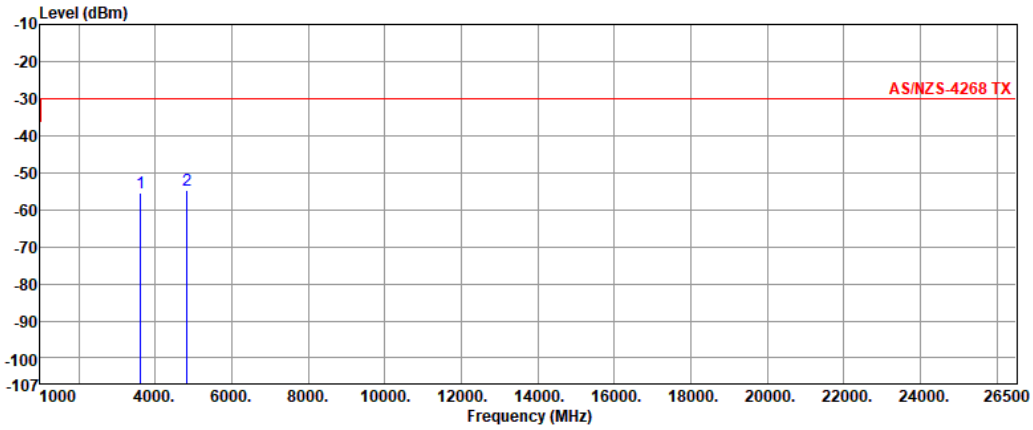

	Freq.	Measured value	Limit	Margin	Factor	Reading
	MHz	dBm	dBm	dB	dB	dBm
1	3618.51	-55.41	-30.00	-25.41	7.13	-62.54
2	4823.58	-54.72	-30.00	-24.72	11.00	-65.72

Note 1: Measured Value (dBm) = Reading (dBm) + Factor (dB)
Note 2: Margin (dB) = Measured Value (dBm) – Limit (dBm)

Modulation	ax HE20-OFDMA	**Test Freq. (MHz)**	2472
Polarization	Horizontal		

Test By :Ryan Lee Temperature:23 Humidity(%):64

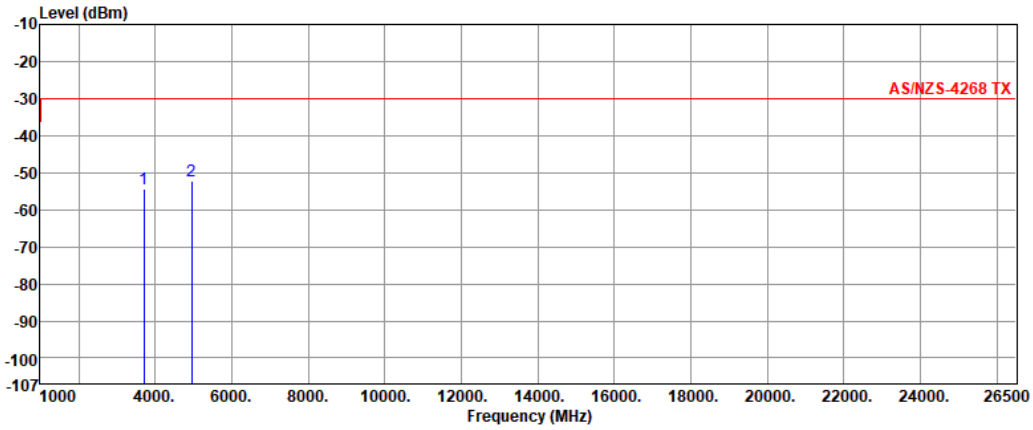

	Freq.	Measured value	Limit	Margin	Factor	Reading
	MHz	dBm	dBm	dB	dB	dBm
1	3708.24	-54.54	-30.00	-24.54	7.34	-61.88
2	4944.56	-52.14	-30.00	-22.14	11.20	-63.34

Note 1: Measured Value (dBm) = Reading (dBm) + Factor (dB)
Note 2: Margin (dB) = Measured Value (dBm) – Limit (dBm)

Modulation	ax HE20-OFDMA	**Test Freq. (MHz)**	2472
Polarization	Vertical		

Test By :Ryan Lee Temperature:23 Humidity(%):64

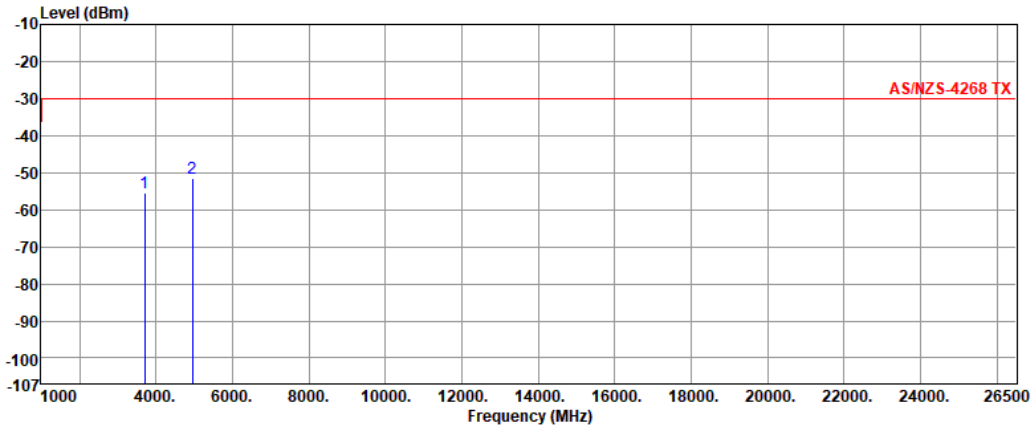

	Freq.	Measured value	Limit	Margin	Factor	Reading
	MHz	dBm	dBm	dB	dB	dBm
1	3708.21	-55.45	-30.00	-25.45	7.27	-62.72
2	4944.54	-51.47	-30.00	-21.47	11.61	-63.08

Note 1: Measured Value (dBm) = Reading (dBm) + Factor (dB)
Note 2: Margin (dB) = Measured Value (dBm) – Limit (dBm)

full RU configuration

Emissions (25MHz ~ 1GHz)

Modulation	11g
Test Freq. (MHz)	2412

Test By :Ryan Lee Temperature:23 Humidity(%):64

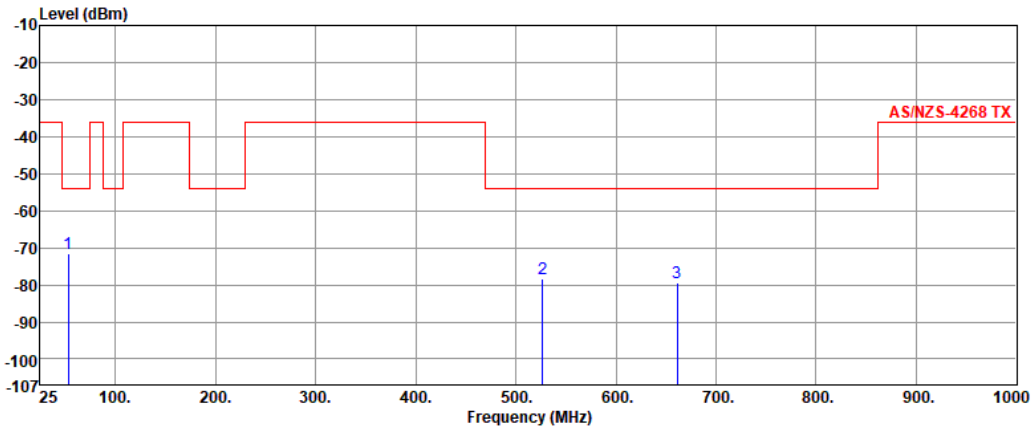

	Freq.	Measured value	Limit	Margin	Factor	Reading
	MHz	dBm	dBm	dB	dB	dBm
1	52.62	-71.42	-54.00	-17.42	0.00	-71.42
2	526.56	-78.21	-54.00	-24.21	0.00	-78.21
3	661.21	-79.42	-54.00	-25.42	0.00	-79.42

Note 1: Measured Value (dBm) = Reading (dBm) + Factor (dB)
Note 2: Margin (dB) = Measured Value (dBm) – Limit (dBm)

Modulation	11g
Test Freq. (MHz)	2472

Test By :Ryan Lee Temperature:23 Humidity(%):64

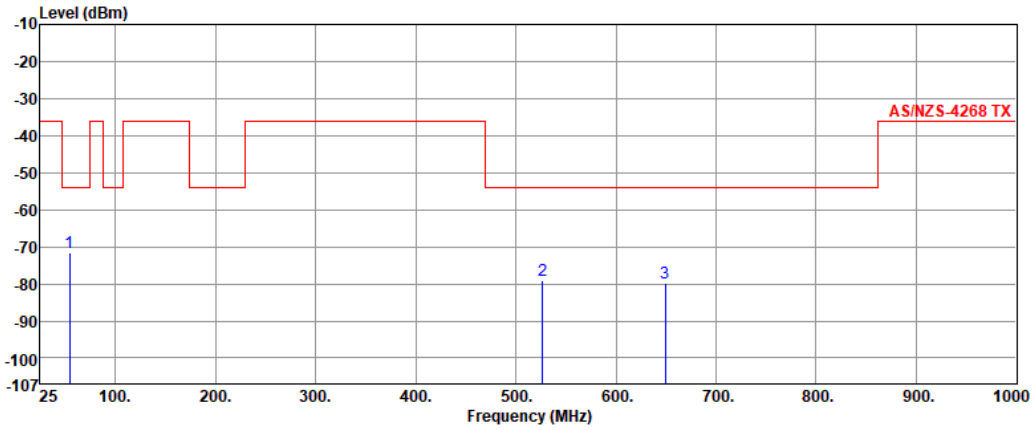

	Freq.	Measured value	Limit	Margin	Factor	Reading
	MHz	dBm	dBm	dB	dB	dBm
1	54.12	-71.54	-54.00	-17.54	0.00	-71.54
2	526.51	-79.23	-54.00	-25.23	0.00	-79.23
3	649.51	-79.74	-54.00	-25.74	0.00	-79.74

Note 1: Measured Value (dBm) = Reading (dBm) + Factor (dB)
Note 2: Margin (dB) = Measured Value (dBm) – Limit (dBm)

Modulation	ax HE20-OFDMA
Test Freq. (MHz)	2412

Test By :Ryan Lee Temperature:23 Humidity(%):64

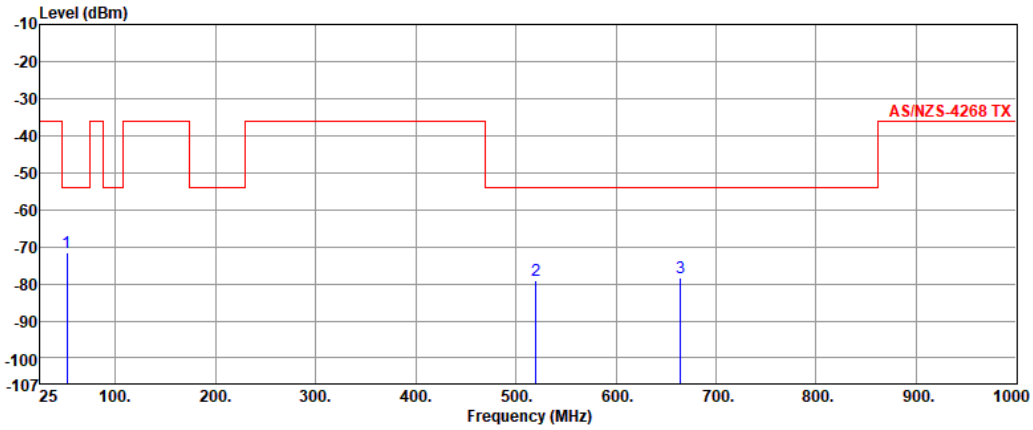

	Freq.	Measured value	Limit	Margin	Factor	Reading
	MHz	dBm	dBm	dB	dB	dBm
1	51.21	-71.42	-54.00	-17.42	0.00	-71.42
2	520.12	-79.12	-54.00	-25.12	0.00	-79.12
3	664.84	-78.41	-54.00	-24.41	0.00	-78.41

Note 1: Measured Value (dBm) = Reading (dBm) + Factor (dB)
Note 2: Margin (dB) = Measured Value (dBm) – Limit (dBm)

Modulation	ax HE20-OFDMA
Test Freq. (MHz)	2472

Test By :Ryan Lee Temperature:23 Humidity(%):64

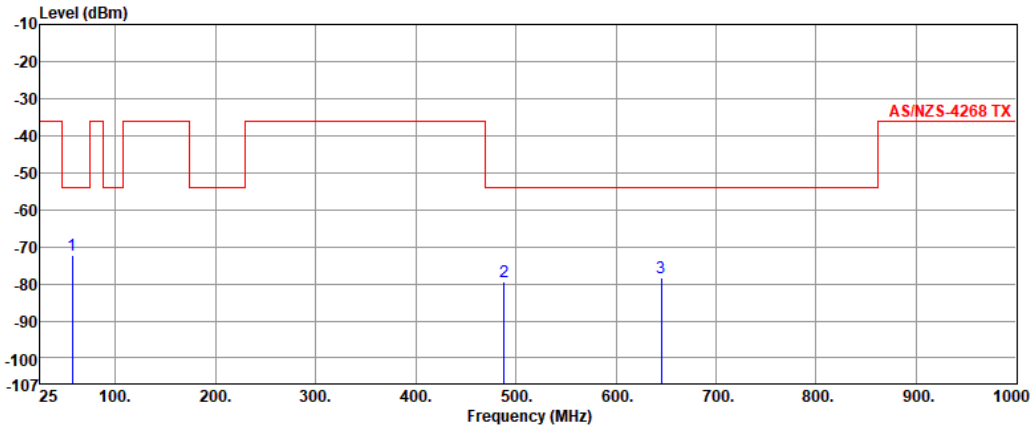

	Freq.	Measured value	Limit	Margin	Factor	Reading
	MHz	dBm	dBm	dB	dB	dBm
1	56.51	-72.41	-54.00	-18.41	0.00	-72.41
2	488.51	-79.42	-54.00	-25.42	0.00	-79.42
3	645.42	-78.22	-54.00	-24.22	0.00	-78.22

Note 1: Measured Value (dBm) = Reading (dBm) + Factor (dB)
Note 2: Margin (dB) = Measured Value (dBm) – Limit (dBm)

Emissions (Above 1GHz) for 802.11b

Modulation	11b
Test Freq. (MHz)	2412

Test By :Ryan Lee Temperature:23 Humidity(%):64

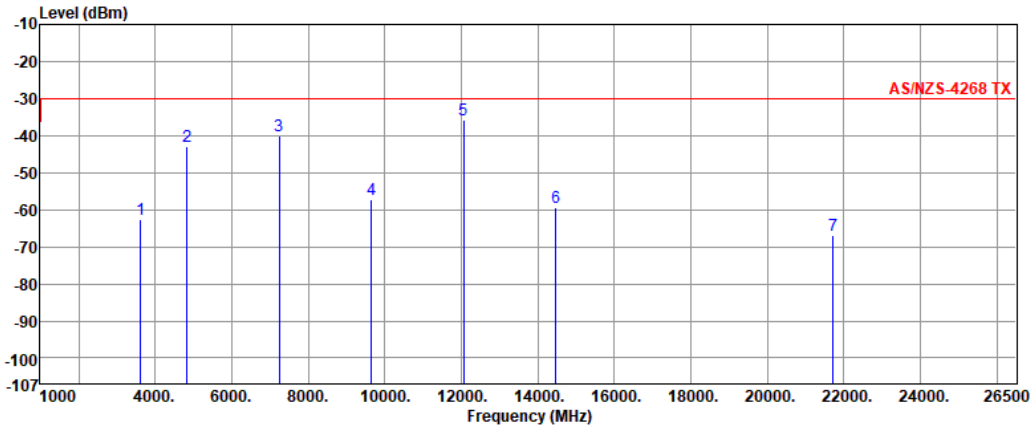

	Freq.	Measured value	Limit	Margin	Factor	Reading
	MHz	dBm	dBm	dB	dB	dBm
1	3617.99	-62.71	-30.00	-32.71	0.00	-62.71
2	4823.98	-42.94	-30.00	-12.94	0.00	-42.94
3	7237.24	-40.20	-30.00	-10.20	0.00	-40.20
4	9647.94	-57.22	-30.00	-27.22	0.00	-57.22
5	12059.98	-35.88	-30.00	-5.88	0.00	-35.88
6	14472.10	-59.29	-30.00	-29.29	0.00	-59.29
7	21708.08	-66.81	-30.00	-36.81	0.00	-66.81

Note 1: Measured Value (dBm) = Reading (dBm) + Factor (dB)
Note 2: Margin (dB) = Measured Value (dBm) – Limit (dBm)

Modulation	11b
Test Freq. (MHz)	2472

Test By :Ryan Lee Temperature:23 Humidity(%):64

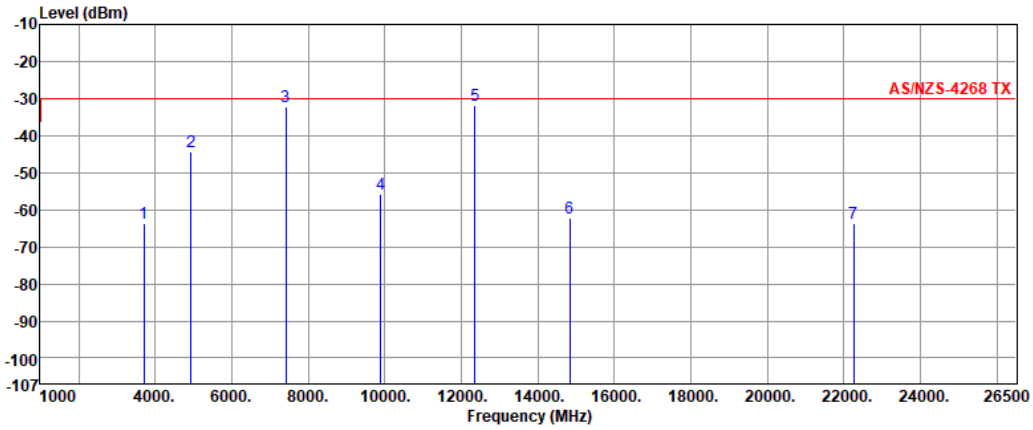

	Freq.	Measured value	Limit	Margin	Factor	Reading
	MHz	dBm	dBm	dB	dB	dBm
1	3707.85	-63.53	-30.00	-33.53	0.00	-63.53
2	4943.95	-44.19	-30.00	-14.19	0.00	-44.19
3	7415.95	-32.09	-30.00	-2.09	0.00	-32.09
4	9887.85	-55.84	-30.00	-25.84	0.00	-55.84
5	12360.95	-31.75	-30.00	-1.75	0.00	-31.75
6	14831.75	-62.34	-30.00	-32.34	0.00	-62.34
7	22246.50	-63.54	-30.00	-33.54	0.00	-63.54

Note 1: Measured Value (dBm) = Reading (dBm) + Factor (dB)
Note 2: Margin (dB) = Measured Value (dBm) – Limit (dBm)

Emissions (Above 1GHz) for 802.11g

Modulation	11g
Test Freq. (MHz)	2412

Test By :Ryan Lee Temperature:23 Humidity(%):64

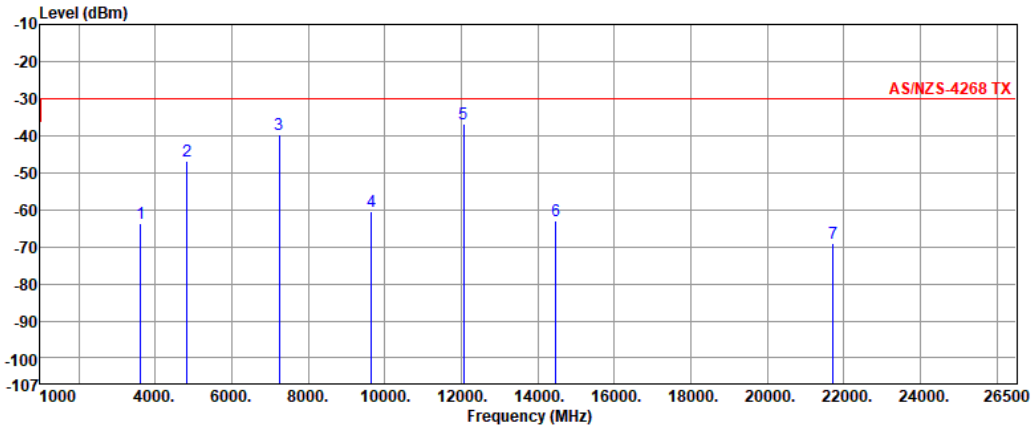

	Freq.	Measured value	Limit	Margin	Factor	Reading
	MHz	dBm	dBm	dB	dB	dBm
1	3617.83	-63.66	-30.00	-33.66	0.00	-63.66
2	4827.20	-47.01	-30.00	-17.01	0.00	-47.01
3	7238.15	-39.79	-30.00	-9.79	0.00	-39.79
4	9648.45	-60.55	-30.00	-30.55	0.00	-60.55
5	12061.35	-36.86	-30.00	-6.86	0.00	-36.86
6	14469.20	-63.01	-30.00	-33.01	0.00	-63.01
7	21708.00	-69.11	-30.00	-39.11	0.00	-69.11

Note 1: Measured Value (dBm) = Reading (dBm) + Factor (dB)
Note 2: Margin (dB) = Measured Value (dBm) – Limit (dBm)

Modulation	11g
Test Freq. (MHz)	2472

Test By :Ryan Lee Temperature:23 Humidity(%):64

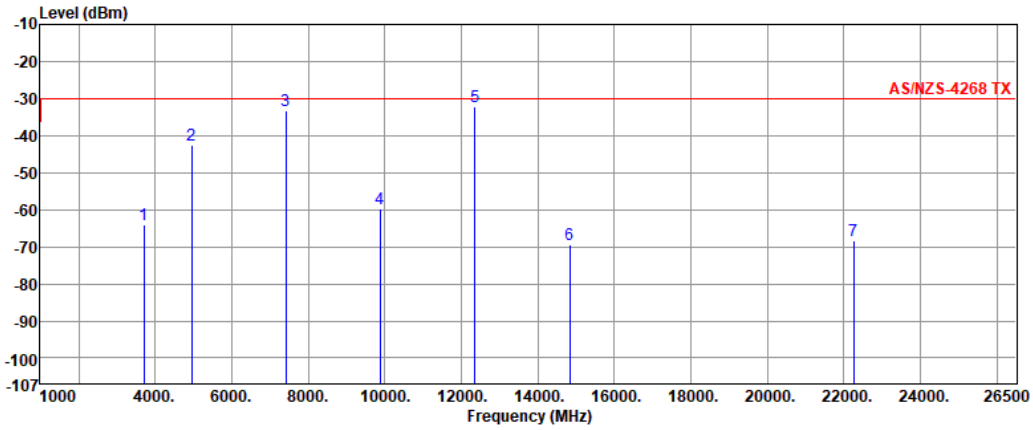

	Freq.	Measured value	Limit	Margin	Factor	Reading
	MHz	dBm	dBm	dB	dB	dBm
1	3707.88	-64.21	-30.00	-34.21	0.00	-64.21
2	4944.40	-42.40	-30.00	-12.40	0.00	-42.40
3	7417.30	-33.33	-30.00	-3.33	0.00	-33.33
4	9882.25	-59.68	-30.00	-29.68	0.00	-59.68
5	12361.00	-32.12	-30.00	-2.12	0.00	-32.12
6	14829.80	-69.33	-30.00	-39.33	0.00	-69.33
7	22249.40	-68.27	-30.00	-38.27	0.00	-68.27

Note 1: Measured Value (dBm) = Reading (dBm) + Factor (dB)
Note 2: Margin (dB) = Measured Value (dBm) – Limit (dBm)

Emissions (Above 1GHz) for ax HE20-OFDMA

Modulation	ax HE20-OFDMA
Test Freq. (MHz)	2412

Test By :Ryan Lee Temperature:23 Humidity(%):64

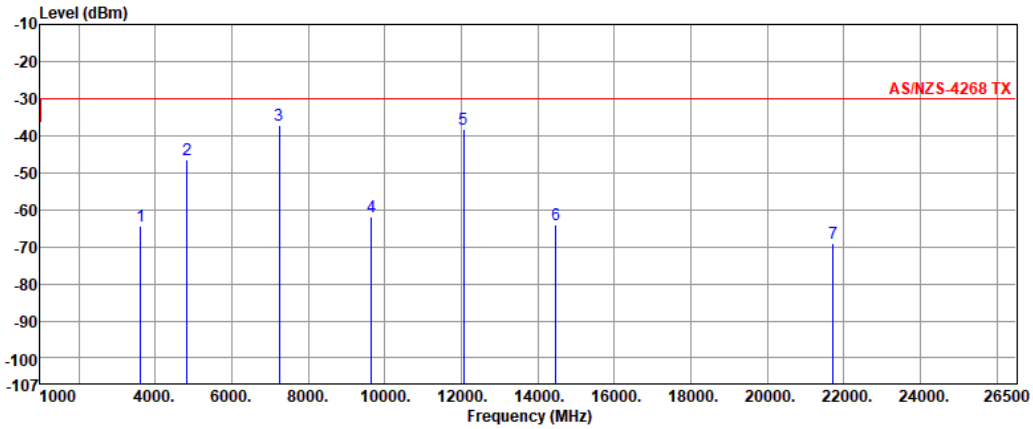

	Freq.	Measured value	Limit	Margin	Factor	Reading
	MHz	dBm	dBm	dB	dB	dBm
1	3617.80	-64.57	-30.00	-34.57	0.00	-64.57
2	4823.30	-46.63	-30.00	-16.63	0.00	-46.63
3	7240.45	-37.36	-30.00	-7.36	0.00	-37.36
4	9645.80	-61.97	-30.00	-31.97	0.00	-61.97
5	12067.00	-38.19	-30.00	-8.19	0.00	-38.19
6	14470.60	-64.01	-30.00	-34.01	0.00	-64.01
7	21709.40	-69.03	-30.00	-39.03	0.00	-69.03

Note 1: Measured Value (dBm) = Reading (dBm) + Factor (dB)
Note 2: Margin (dB) = Measured Value (dBm) – Limit (dBm)

Modulation	ax HE20-OFDMA
Test Freq. (MHz)	2472

Test By :Ryan Lee Temperature:23 Humidity(%):64

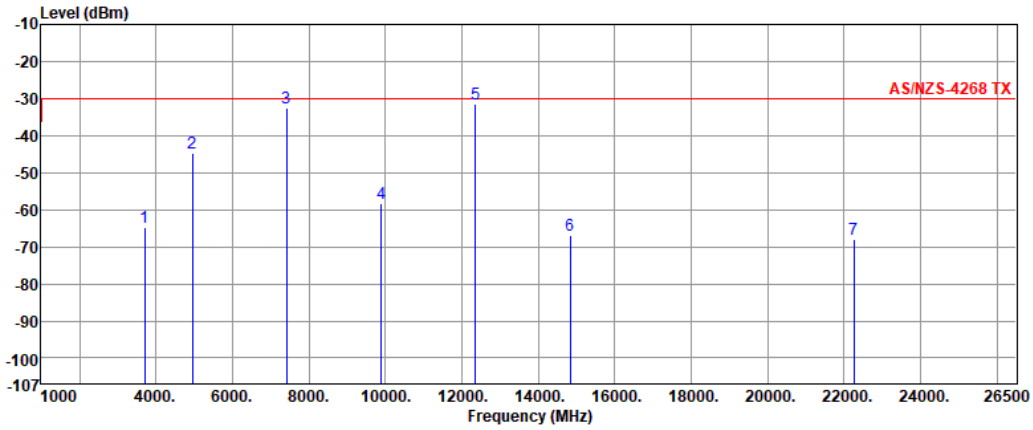

	Freq.	Measured value	Limit	Margin	Factor	Reading
	MHz	dBm	dBm	dB	dB	dBm
1	3707.78	-64.83	-30.00	-34.83	0.00	-64.83
2	4944.20	-44.61	-30.00	-14.61	0.00	-44.61
3	7421.00	-32.48	-30.00	-2.48	0.00	-32.48
4	9890.70	-58.33	-30.00	-28.33	0.00	-58.33
5	12360.70	-31.45	-30.00	-1.45	0.00	-31.45
6	14836.20	-66.87	-30.00	-36.87	0.00	-66.87
7	22248.90	-67.89	-30.00	-37.89	0.00	-67.89

Note 1: Measured Value (dBm) = Reading (dBm) + Factor (dB)
Note 2: Margin (dB) = Measured Value (dBm) – Limit (dBm)

partial RU configuration

Configuration 1: Chip Antenna_ANT1608LL14R2460A

Emissions (≤ 30MHz)

Modulation	ax HE20_OFDMA_RU106	Test Freq. (MHz)	2412
Frequency	9kHz~30MHz		

Test By :2026-03-12 Temperature:25 Humidity(%):65

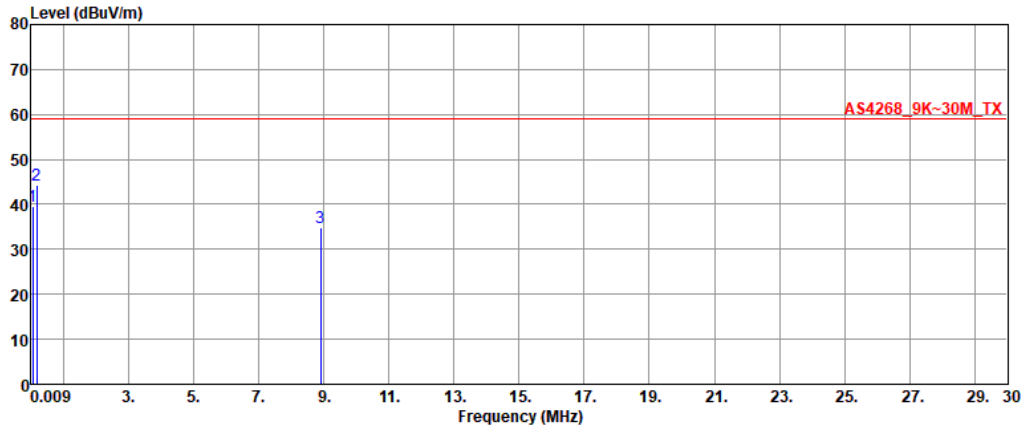

	Freq.	Measured value	Limit	Margin	Factor	Reading
	MHz	dBuV/m	dBuV/m	dB	dB/m	dBuV
1	0.04	39.52	59.00	-19.48	19.89	19.63
2	0.17	44.33	59.00	-14.67	19.28	25.05
3	8.89	34.77	59.00	-24.23	20.48	14.29

Note 1: Measured Value (dBm) = Reading (dBm) + Factor (dB).
Note 2: Margin (dB) = Measured Value (dBm) – Limit (dBm).

Modulation	ax HE20_OFDMA_RU106	**Test Freq. (MHz)**	2472
Frequency	9kHz~30MHz		

Test By :2026-03-12 Temperature:25 Humidity(%):65

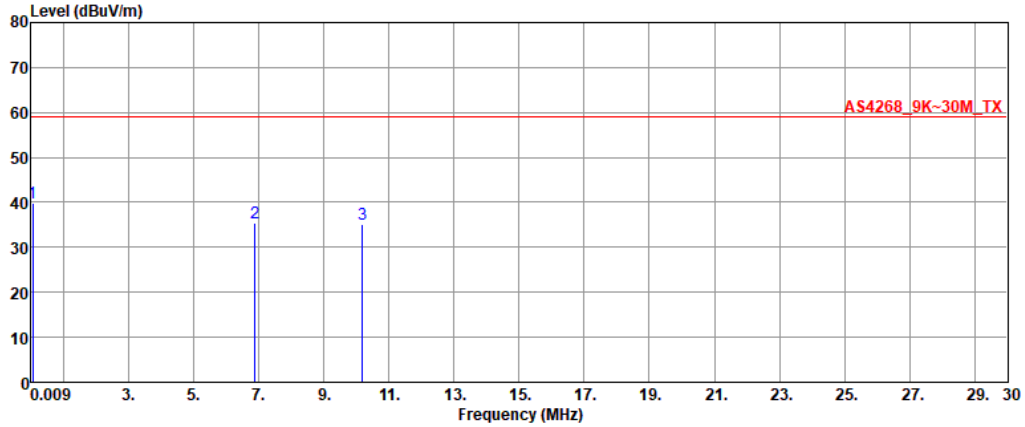

	Freq.	Measured value	Limit	Margin	Factor	Reading
	MHz	dBuV/m	dBuV/m	dB	dB/m	dBuV
1	0.05	39.72	59.00	-19.28	19.63	20.09
2	6.87	35.42	59.00	-23.58	20.81	14.61
3	10.19	35.05	59.00	-23.95	21.05	14.00

Note 1: Measured Value (dBm) = Reading (dBm) + Factor (dB).
Note 2: Margin (dB) = Measured Value (dBm) – Limit (dBm).

Configuration 2: Dipole 6E_TWX-100BRS3B

Emissions (≤ 30MHz)

Modulation	ax HE20_OFDMA_RU106	**Test Freq. (MHz)**	2412
Frequency	9kHz~30MHz		

Test By :2026-03-12 Temperature:25 Humidity(%):65

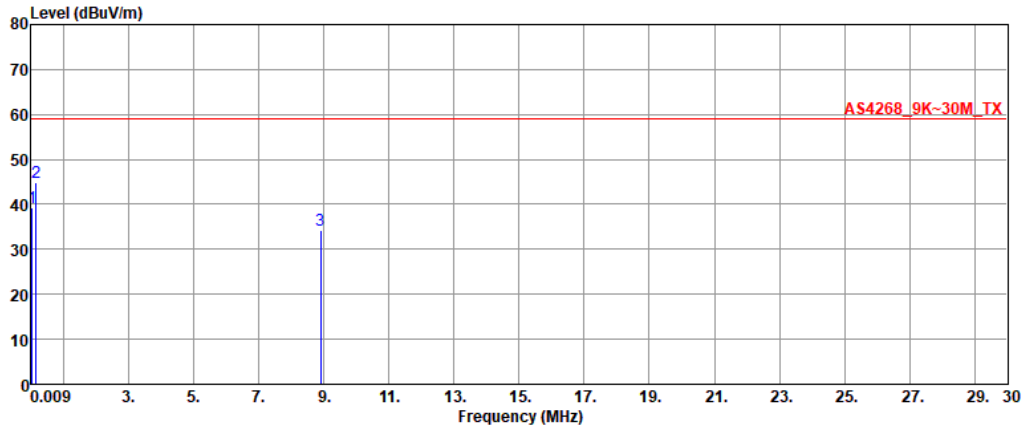

	Freq.	Measured value	Limit	Margin	Factor	Reading
	MHz	dBuV/m	dBuV/m	dB	dB/m	dBuV
1	0.04	39.21	59.00	-19.79	19.83	19.38
2	0.16	44.82	59.00	-14.18	19.18	25.64
3	8.91	34.32	59.00	-24.68	20.48	13.84

Note 1: Measured Value (dBm) = Reading (dBm) + Factor (dB).
Note 2: Margin (dB) = Measured Value (dBm) – Limit (dBm).

Modulation	ax HE20_OFDMA_RU106	**Test Freq. (MHz)**	2472
Frequency	9kHz~30MHz		

Test By :2026-03-12 Temperature:25 Humidity(%):65

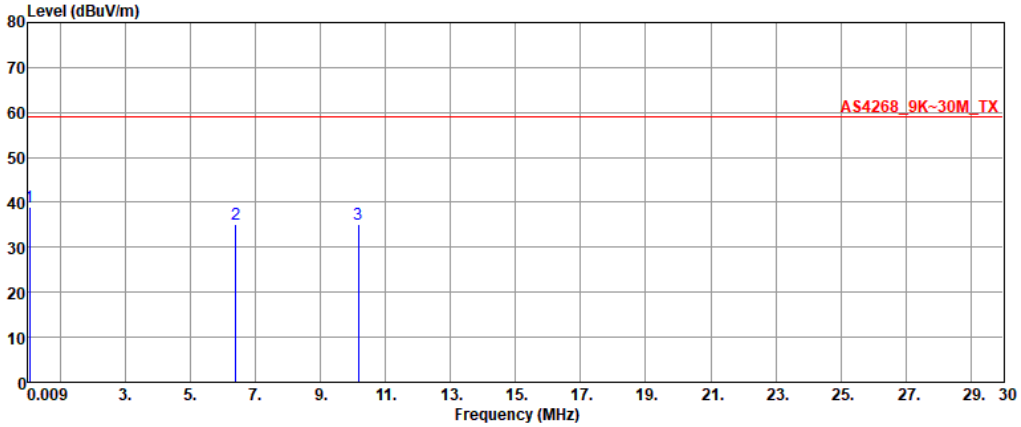

	Freq.	Measured value	Limit	Margin	Factor	Reading
	MHz	dBuV/m	dBuV/m	dB	dB/m	dBuV
1	0.06	39.02	59.00	-19.98	18.94	20.08
2	6.39	35.23	59.00	-23.77	20.94	14.29
3	10.17	35.11	59.00	-23.89	21.04	14.07

Note 1: Measured Value (dBm) = Reading (dBm) + Factor (dB).
Note 2: Margin (dB) = Measured Value (dBm) – Limit (dBm).

Configuration 3: FlexMIMO 6E_EFD2471A3S-10MH4L

Emissions (≤ 30MHz)

Modulation	ax HE20_OFDMA_RU106	Test Freq. (MHz)	2412
Frequency	9kHz~30MHz		

Test By :2026-03-12 Temperature:25 Humidity(%):65

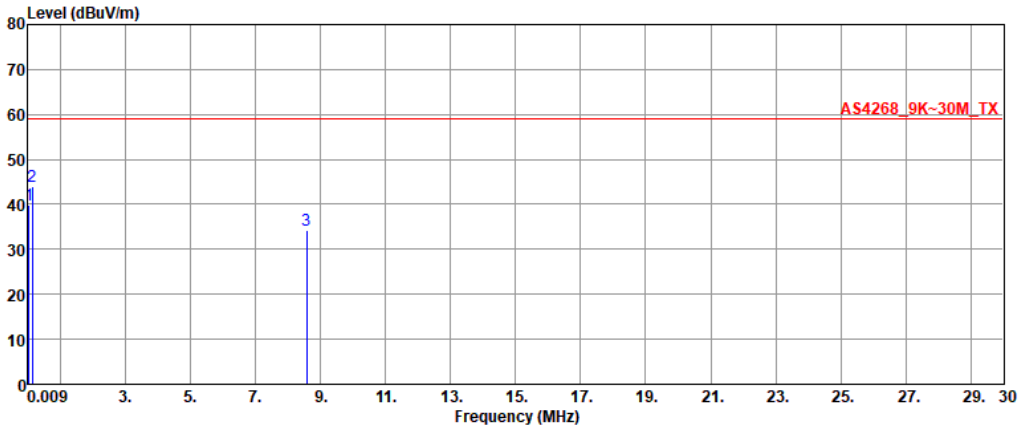

	Freq.	Measured value	Limit	Margin	Factor	Reading
	MHz	dBuV/m	dBuV/m	dB	dB/m	dBuV
1	0.04	39.85	59.00	-19.15	19.82	20.03
2	0.12	44.08	59.00	-14.92	18.89	25.19
3	8.57	34.34	59.00	-24.66	20.48	13.86

Note 1: Measured Value (dBm) = Reading (dBm) + Factor (dB).
Note 2: Margin (dB) = Measured Value (dBm) – Limit (dBm).

Modulation	ax HE20_OFDMA_RU106	**Test Freq. (MHz)**	2472
Frequency	9kHz~30MHz		

Test By :2026-03-12 Temperature:25 Humidity(%):65

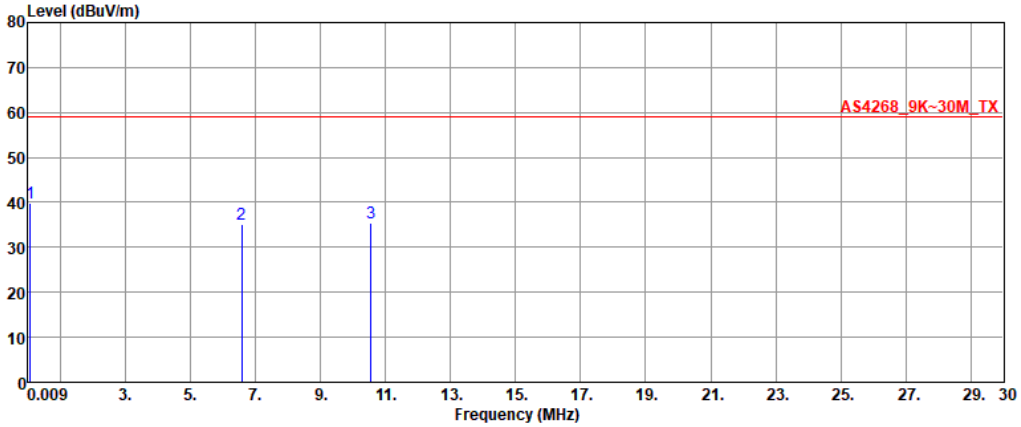

	Freq.	Measured value	Limit	Margin	Factor	Reading
	MHz	dBuV/m	dBuV/m	dB	dB/m	dBuV
1	0.07	39.97	59.00	-19.03	19.03	20.94
2	6.58	35.09	59.00	-23.91	20.88	14.21
3	10.56	35.54	59.00	-23.46	21.17	14.37

Note 1: Measured Value (dBm) = Reading (dBm) + Factor (dB).
Note 2: Margin (dB) = Measured Value (dBm) – Limit (dBm).

Configuration 4: FlexPIFA 6E_EFB2471A3S-10MH4L

Emissions (≤ 30MHz)

Modulation	ax HE20_OFDMA_RU106	Test Freq. (MHz)	2412
Frequency	9kHz~30MHz		

Test By :2026-03-12 Temperature:25 Humidity(%):65

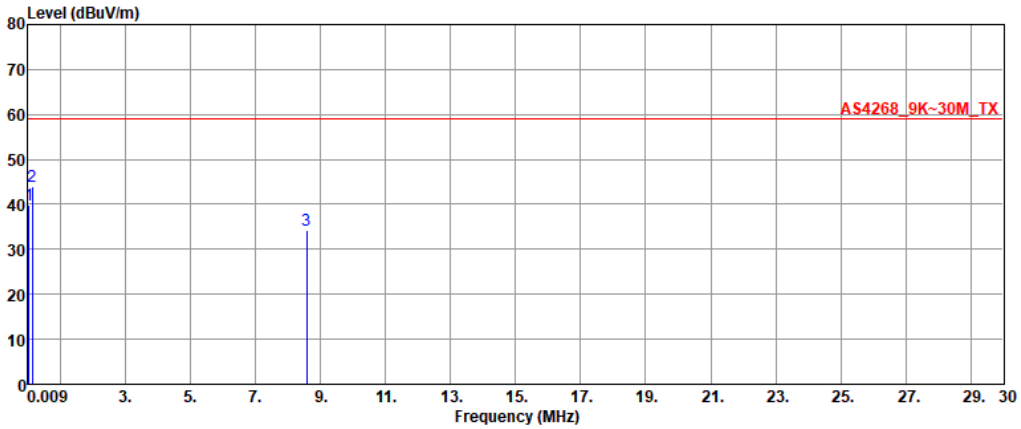

	Freq.	Measured value	Limit	Margin	Factor	Reading
	MHz	dBuV/m	dBuV/m	dB	dB/m	dBuV
1	0.04	39.85	59.00	-19.15	19.82	20.03
2	0.12	44.08	59.00	-14.92	18.89	25.19
3	8.57	34.34	59.00	-24.66	20.48	13.86

Note 1: Measured Value (dBm) = Reading (dBm) + Factor (dB).
Note 2: Margin (dB) = Measured Value (dBm) – Limit (dBm).

Modulation	ax HE20_OFDMA_RU106	**Test Freq. (MHz)**	2472
Frequency	9kHz~30MHz		

Test By :2026-03-12 Temperature:25 Humidity(%):65

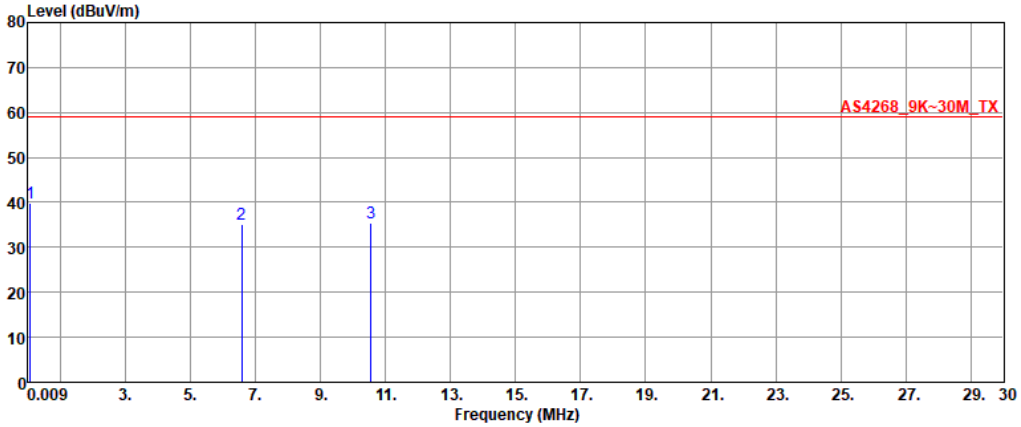

	Freq.	Measured value	Limit	Margin	Factor	Reading
	MHz	dBuV/m	dBuV/m	dB	dB/m	dBuV
1	0.07	39.97	59.00	-19.03	19.03	20.94
2	6.58	35.09	59.00	-23.91	20.88	14.21
3	10.56	35.54	59.00	-23.46	21.17	14.37

Note 1: Measured Value (dBm) = Reading (dBm) + Factor (dB).
Note 2: Margin (dB) = Measured Value (dBm) – Limit (dBm).

Configuration 5: FlexPIFA Dual Band_001-0021

Emissions (≤ 30MHz)

Modulation	ax HE20_OFDMA_RU106	**Test Freq. (MHz)**	2412
Frequency	9kHz~30MHz		

Test By :2026-03-12 Temperature:25 Humidity(%):65

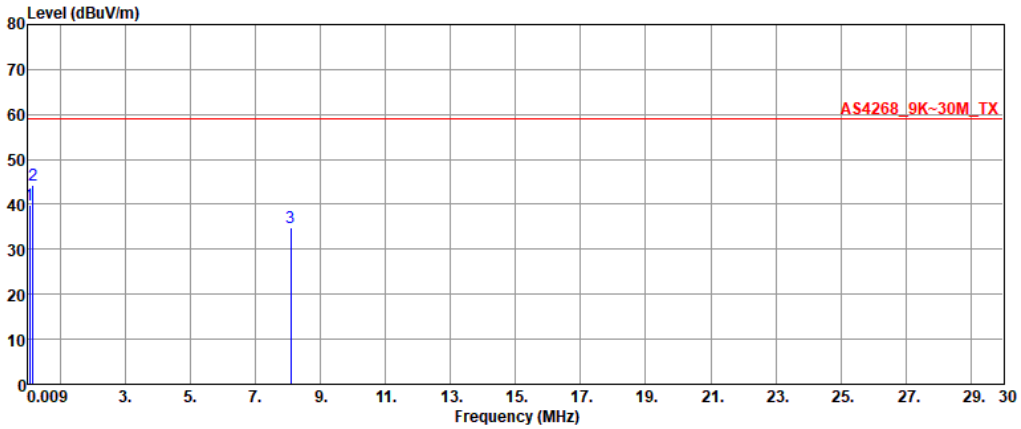

	Freq.	Measured value	Limit	Margin	Factor	Reading
	MHz	dBuV/m	dBuV/m	dB	dB/m	dBuV
1	0.04	39.71	59.00	-19.29	19.85	19.86
2	0.15	44.22	59.00	-14.78	19.15	25.07
3	8.08	34.82	59.00	-24.18	20.48	14.34

Note 1: Measured Value (dBm) = Reading (dBm) + Factor (dB).
Note 2: Margin (dB) = Measured Value (dBm) – Limit (dBm).

Modulation	ax HE20_OFDMA_RU106	**Test Freq. (MHz)**	2472
Frequency	9kHz~30MHz		

Test By :2026-03-12 Temperature:25 Humidity(%):65

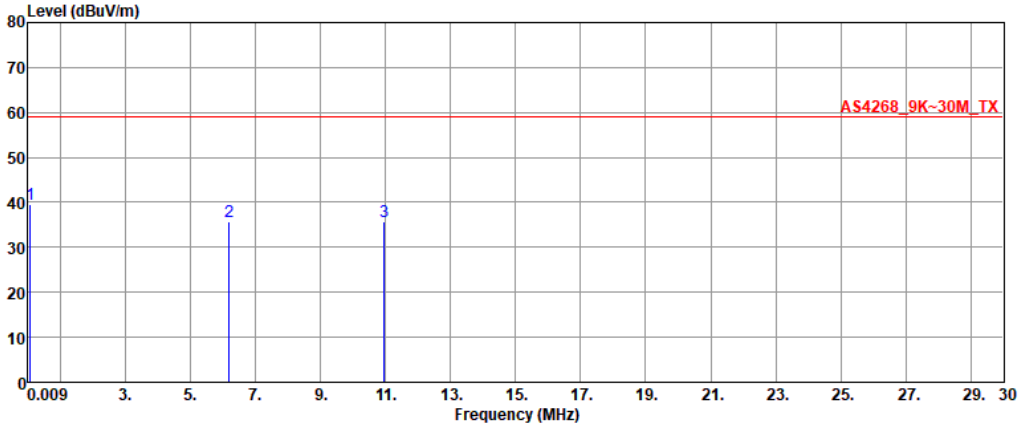

	Freq.	Measured value	Limit	Margin	Factor	Reading
	MHz	dBuV/m	dBuV/m	dB	dB/m	dBuV
1	0.08	39.65	59.00	-19.35	18.68	20.97
2	6.19	35.81	59.00	-23.19	21.00	14.81
3	10.97	35.84	59.00	-23.16	21.30	14.54

Note 1: Measured Value (dBm) = Reading (dBm) + Factor (dB).
Note 2: Margin (dB) = Measured Value (dBm) – Limit (dBm).

Configuration 6: FlexPIFA Dual Band_EFB2455A3S-15MH4L

Emissions (≤ 30MHz)

Modulation	ax HE20_OFDMA_RU106	**Test Freq. (MHz)**	2412
Frequency	9kHz~30MHz		

Test By :2026-03-12 Temperature:25 Humidity(%):65

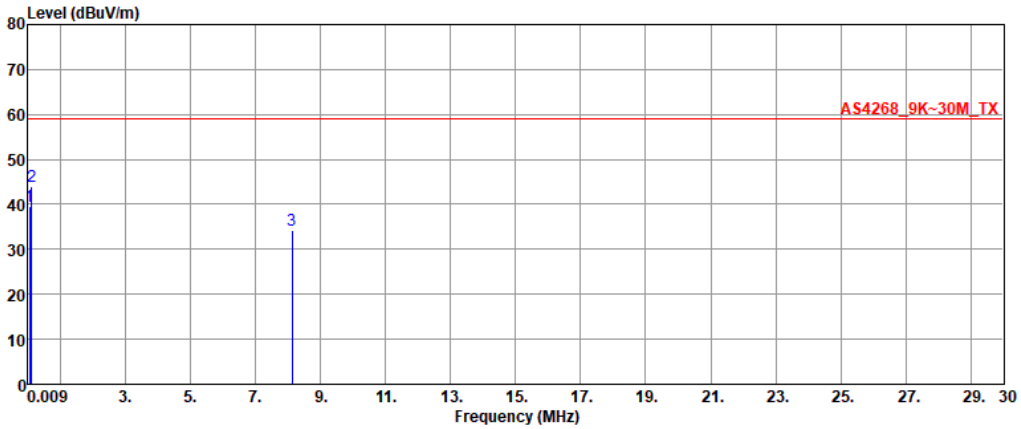

	Freq.	Measured value	Limit	Margin	Factor	Reading
	MHz	dBuV/m	dBuV/m	dB	dB/m	dBuV
1	0.04	39.63	59.00	-19.37	19.86	19.77
2	0.12	44.07	59.00	-14.93	18.85	25.22
3	8.12	34.29	59.00	-24.71	20.48	13.81

Note 1: Measured Value (dBm) = Reading (dBm) + Factor (dB).
Note 2: Margin (dB) = Measured Value (dBm) – Limit (dBm).

Modulation	ax HE20_OFDMA_RU106	**Test Freq. (MHz)**	2472
Frequency	9kHz~30MHz		

Test By :2026-03-12 Temperature:25 Humidity(%):65

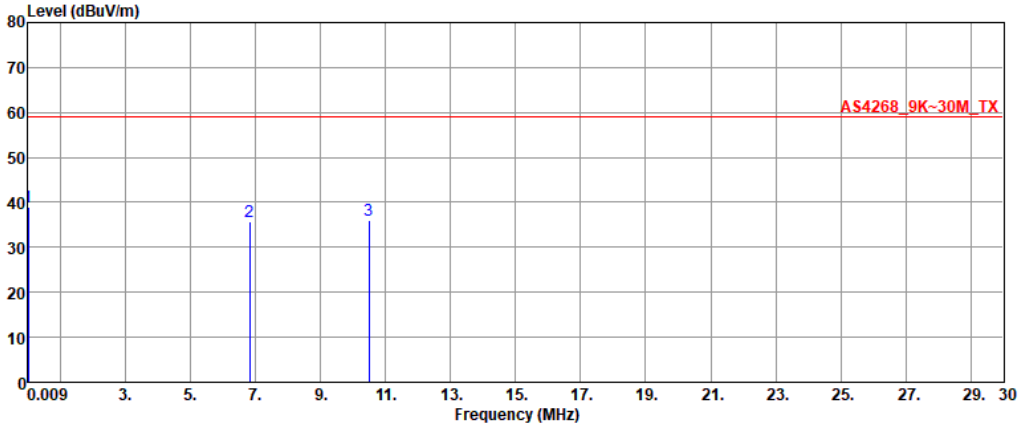

	Freq.	Measured value	Limit	Margin	Factor	Reading
	MHz	dBuV/m	dBuV/m	dB	dB/m	dBuV
1	0.02	39.08	59.00	-19.92	19.43	19.65
2	6.83	35.62	59.00	-23.38	20.82	14.80
3	10.50	36.00	59.00	-23.00	21.15	14.85

Note 1: Measured Value (dBm) = Reading (dBm) + Factor (dB).
Note 2: Margin (dB) = Measured Value (dBm) – Limit (dBm).

Configuration 7: Mini NanoBlade Flex 6GHz_EMF2471A3S-10MH4L

Emissions (≤ 30MHz)

Modulation	ax HE20_OFDMA_RU106	**Test Freq. (MHz)**	2412
Frequency	9kHz~30MHz		

Test By :2026-03-12 Temperature:25 Humidity(%):65

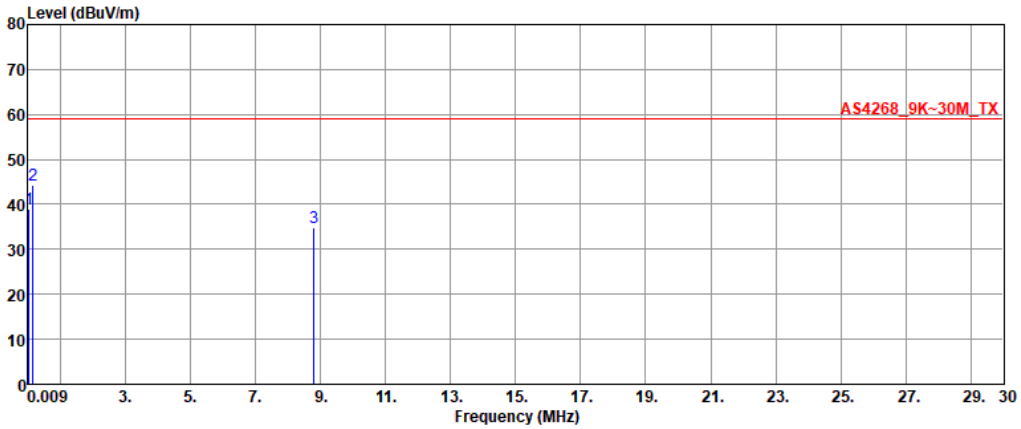

	Freq.	Measured value	Limit	Margin	Factor	Reading
	MHz	dBuV/m	dBuV/m	dB	dB/m	dBuV
1	0.03	39.04	59.00	-19.96	19.83	19.21
2	0.15	44.17	59.00	-14.83	19.09	25.08
3	8.79	34.81	59.00	-24.19	20.48	14.33

Note 1: Measured Value (dBm) = Reading (dBm) + Factor (dB).
Note 2: Margin (dB) = Measured Value (dBm) – Limit (dBm).

Modulation	ax HE20_OFDMA_RU106	**Test Freq. (MHz)**	2472
Frequency	9kHz~30MHz		

Test By :2026-03-12 Temperature:25 Humidity(%):65

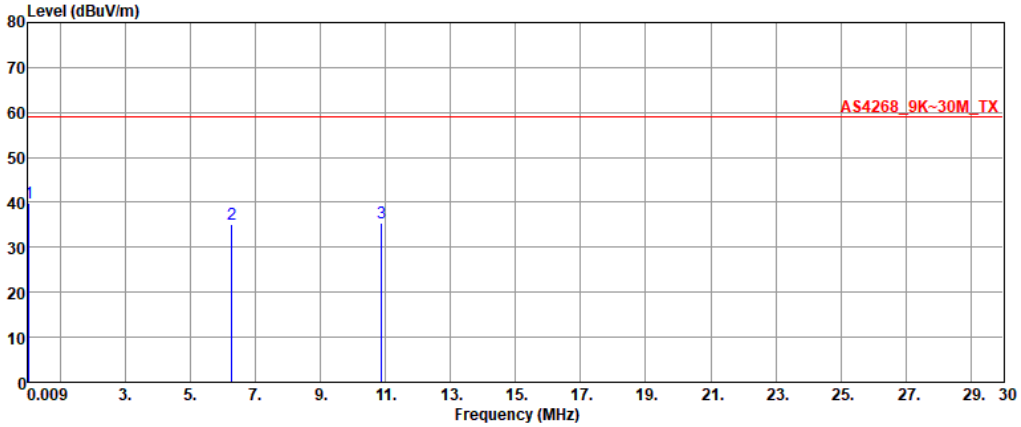

	Freq.	Measured value	Limit	Margin	Factor	Reading
	MHz	dBuV/m	dBuV/m	dB	dB/m	dBuV
1	0.02	39.95	59.00	-19.05	19.95	20.00
2	6.27	35.21	59.00	-23.79	20.98	14.23
3	10.87	35.37	59.00	-23.63	21.26	14.11

Note 1: Measured Value (dBm) = Reading (dBm) + Factor (dB).
Note 2: Margin (dB) = Measured Value (dBm) – Limit (dBm).

partial RU configuration

Emissions (25MHz ~ 1GHz)

Modulation	ax HE20-OFDMA RU106	**Test Freq. (MHz)**	2412
Polarization	Horizontal		

Test By :Ryan Lee Temperature:23 Humidity(%):64

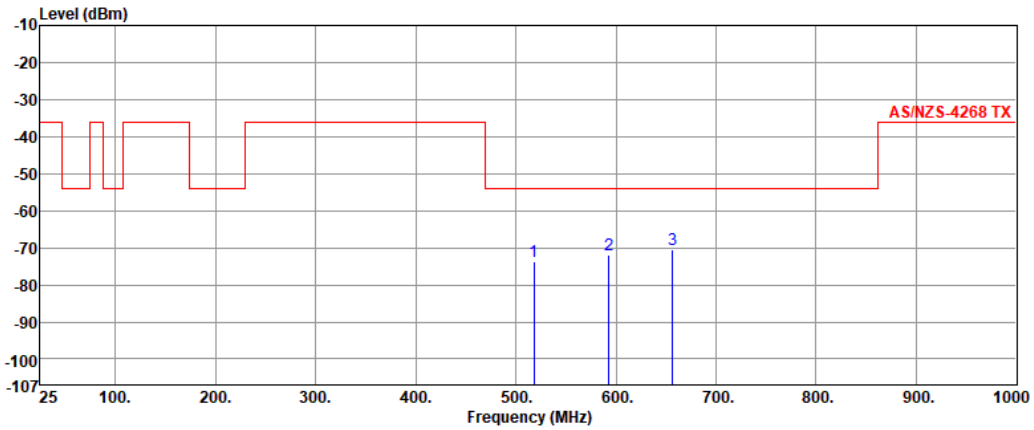

	Freq.	Measured value	Limit	Margin	Factor	Reading
	MHz	dBm	dBm	dB	dB	dBm
1	517.87	-73.74	-54.00	-19.74	3.24	-76.98
2	592.87	-71.92	-54.00	-17.92	4.88	-76.80
3	656.87	-70.48	-54.00	-16.48	5.78	-76.26

Note 1: Measured Value (dBm) = Reading (dBm) + Factor (dB)
Note 2: Margin (dB) = Measured Value (dBm) – Limit (dBm)

Modulation	ax HE20-OFDMA RU106	**Test Freq. (MHz)**	2412
Polarization	Vertical		

Test By :Ryan Lee Temperature:23 Humidity(%):64

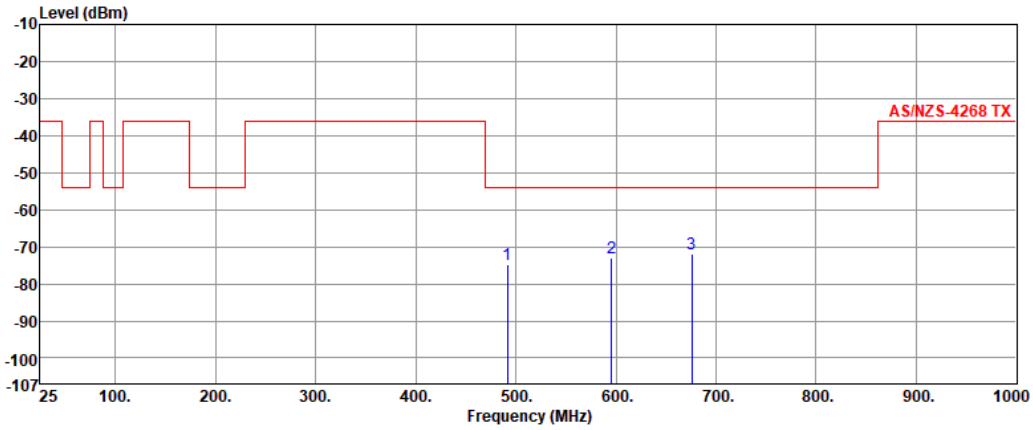

	Freq.	Measured value	Limit	Margin	Factor	Reading
	MHz	dBm	dBm	dB	dB	dBm
1	491.87	-74.87	-54.00	-20.87	2.51	-77.38
2	595.78	-72.90	-54.00	-18.90	4.86	-77.76
3	675.98	-71.82	-54.00	-17.82	5.86	-77.68

Note 1: Measured Value (dBm) = Reading (dBm) + Factor (dB)
Note 2: Margin (dB) = Measured Value (dBm) – Limit (dBm)

Modulation	ax HE20-OFDMA RU106	**Test Freq. (MHz)**	2472
Polarization	Horizontal		

Test By :Ryan Lee Temperature:23 Humidity(%):64

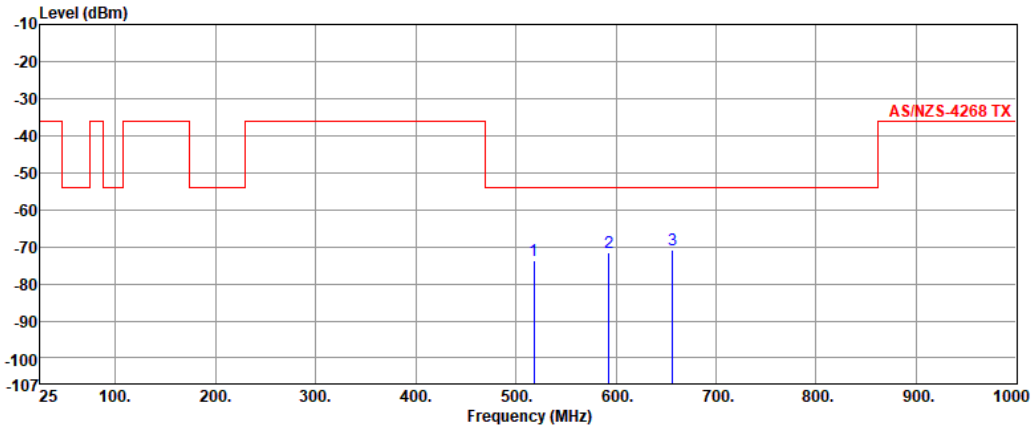

	Freq.	Measured value	Limit	Margin	Factor	Reading
	MHz	dBm	dBm	dB	dB	dBm
1	517.84	-73.78	-54.00	-19.78	3.23	-77.01
2	592.95	-71.65	-54.00	-17.65	4.88	-76.53
3	656.56	-70.75	-54.00	-16.75	5.78	-76.53

Note 1: Measured Value (dBm) = Reading (dBm) + Factor (dB)
Note 2: Margin (dB) = Measured Value (dBm) – Limit (dBm)

Modulation	ax HE20-OFDMA RU106	**Test Freq. (MHz)**	2472
Polarization	Vertical		

Test By :Ryan Lee Temperature:23 Humidity(%):64

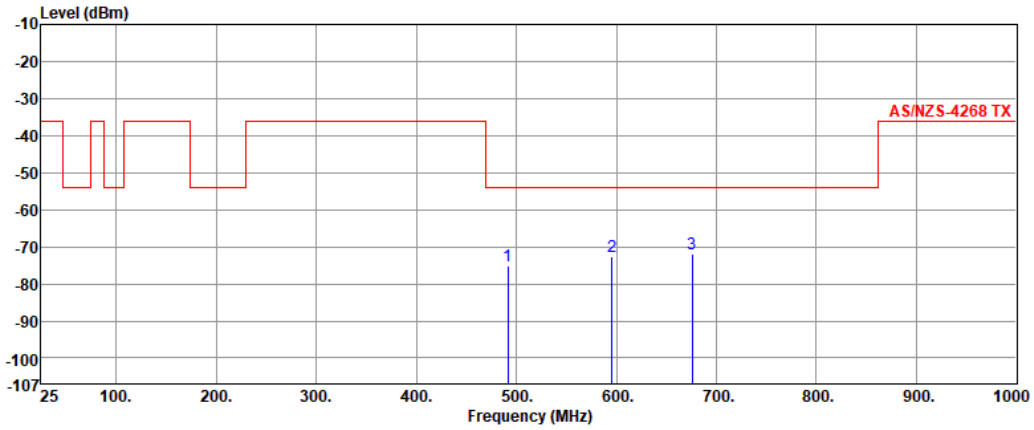

	Freq.	Measured value	Limit	Margin	Factor	Reading
	MHz	dBm	dBm	dB	dB	dBm
1	491.90	-74.99	-54.00	-20.99	2.51	-77.50
2	595.84	-72.60	-54.00	-18.60	4.87	-77.47
3	675.78	-71.82	-54.00	-17.82	5.84	-77.66

Note 1: Measured Value (dBm) = Reading (dBm) + Factor (dB)
Note 2: Margin (dB) = Measured Value (dBm) – Limit (dBm)

Emissions (Above 1GHz)

Modulation	ax HE20-OFDMA RU106	**Test Freq. (MHz)**	2412
Polarization	Horizontal		

Test By :Ryan Lee Temperature:23 Humidity(%):64

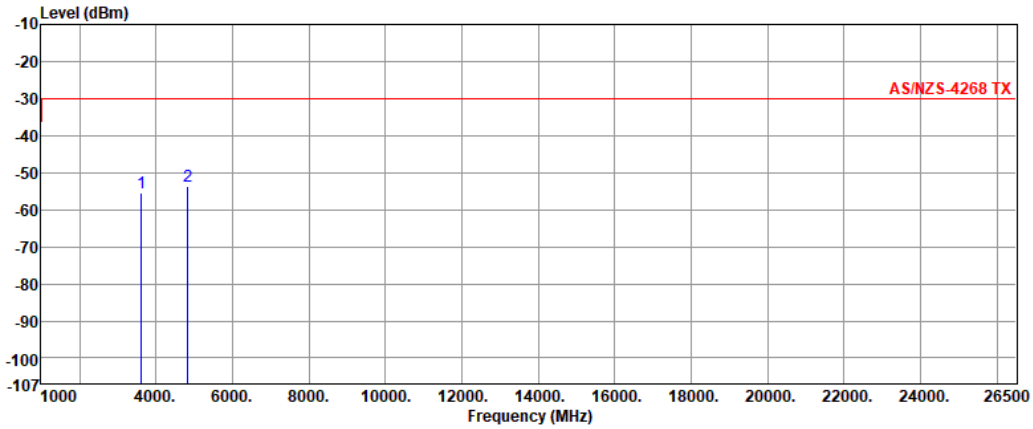

	Freq.	Measured value	Limit	Margin	Factor	Reading
	MHz	dBm	dBm	dB	dB	dBm
1	3618.96	-55.58	-30.00	-25.58	7.22	-62.80
2	4824.87	-53.58	-30.00	-23.58	10.44	-64.02

Note 1: Measured Value (dBm) = Reading (dBm) + Factor (dB)
Note 2: Margin (dB) = Measured Value (dBm) – Limit (dBm)

Modulation	ax HE20-OFDMA RU106	**Test Freq. (MHz)**	2412
Polarization	Vertical		

Test By :Ryan Lee Temperature:23 Humidity(%):64

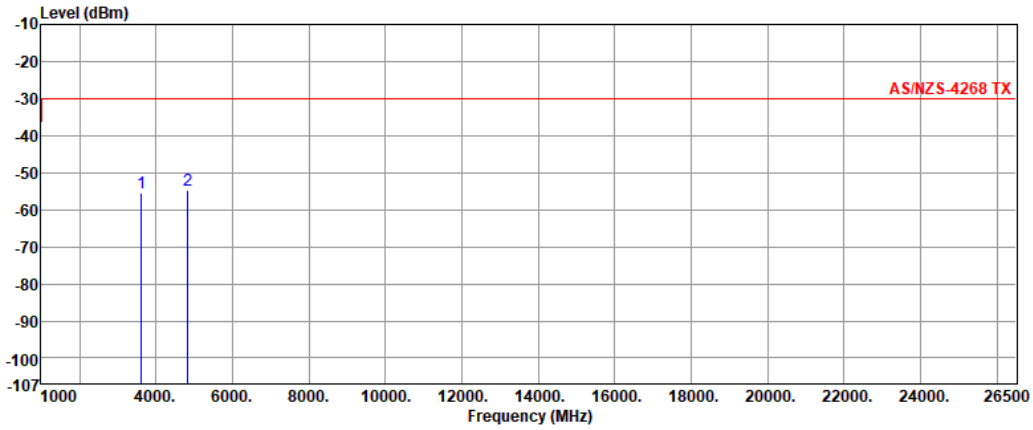

	Freq.	Measured value	Limit	Margin	Factor	Reading
	MHz	dBm	dBm	dB	dB	dBm
1	3618.97	-55.59	-30.00	-25.59	7.13	-62.72
2	4823.85	-54.75	-30.00	-24.75	11.00	-65.75

Note 1: Measured Value (dBm) = Reading (dBm) + Factor (dB)
Note 2: Margin (dB) = Measured Value (dBm) – Limit (dBm)

Modulation	ax HE20-OFDMA RU106	**Test Freq. (MHz)**	2472
Polarization	Horizontal		

Test By :Ryan Lee Temperature:23 Humidity(%):64

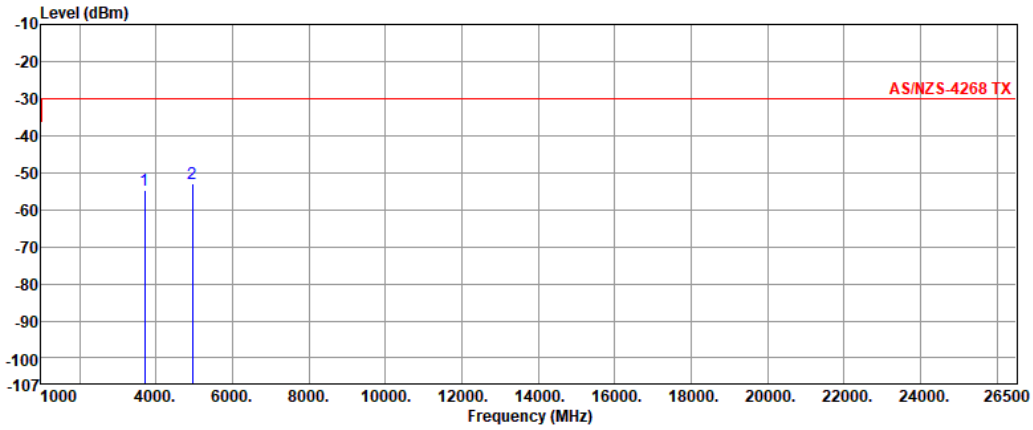

	Freq.	Measured value	Limit	Margin	Factor	Reading
	MHz	dBm	dBm	dB	dB	dBm
1	3708.78	-54.75	-30.00	-24.75	7.33	-62.08
2	4944.87	-52.94	-30.00	-22.94	11.21	-64.15

Note 1: Measured Value (dBm) = Reading (dBm) + Factor (dB)
Note 2: Margin (dB) = Measured Value (dBm) – Limit (dBm)

Modulation	ax HE20-OFDMA RU106	**Test Freq. (MHz)**	2472
Polarization	Vertical		

Test By :Ryan Lee Temperature:23 Humidity(%):64

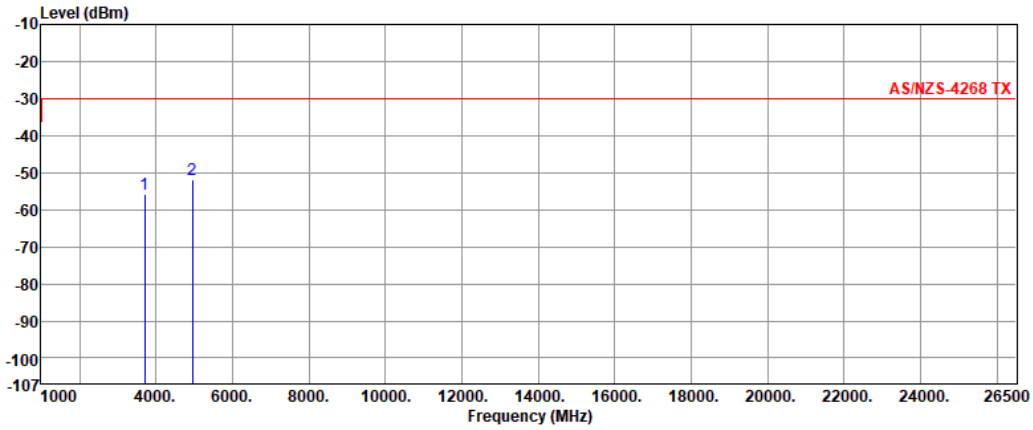

	Freq.	Measured value	Limit	Margin	Factor	Reading
	MHz	dBm	dBm	dB	dB	dBm
1	3708.85	-55.78	-30.00	-25.78	7.26	-63.04
2	4944.99	-51.98	-30.00	-21.98	11.61	-63.59

Note 1: Measured Value (dBm) = Reading (dBm) + Factor (dB)
Note 2: Margin (dB) = Measured Value (dBm) – Limit (dBm)

partial RU configuration

Emissions (25MHz ~ 1GHz)

Modulation	ax HE20-OFDMA RU106
Test Freq. (MHz)	2412

Test By :Ryan Lee Temperature:23 Humidity(%):64

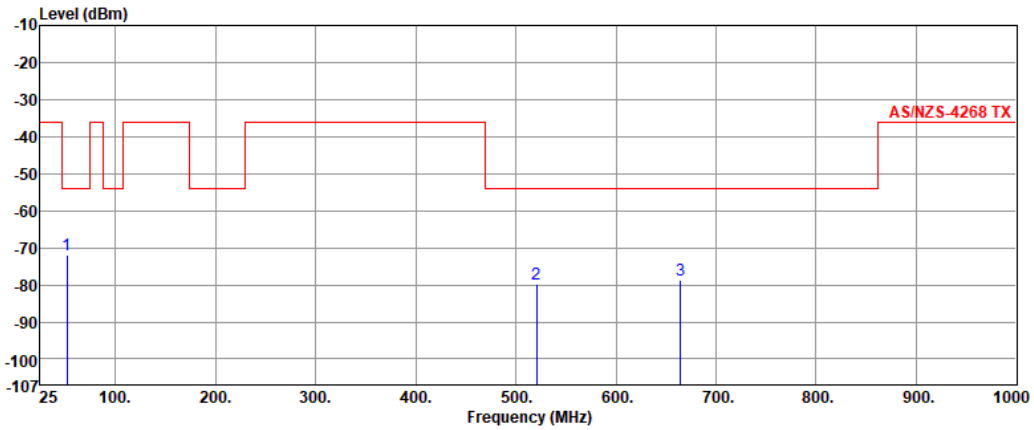

	Freq.	Measured value	Limit	Margin	Factor	Reading
	MHz	dBm	dBm	dB	dB	dBm
1	51.84	-71.98	-54.00	-17.98	0.00	-71.98
2	520.87	-79.74	-54.00	-25.74	0.00	-79.74
3	664.54	-78.85	-54.00	-24.85	0.00	-78.85

Note 1: Measured Value (dBm) = Reading (dBm) + Factor (dB)
Note 2: Margin (dB) = Measured Value (dBm) – Limit (dBm)

Modulation	ax HE20-OFDMA RU106
Test Freq. (MHz)	2472

Test By :Ryan Lee Temperature:23 Humidity(%):64

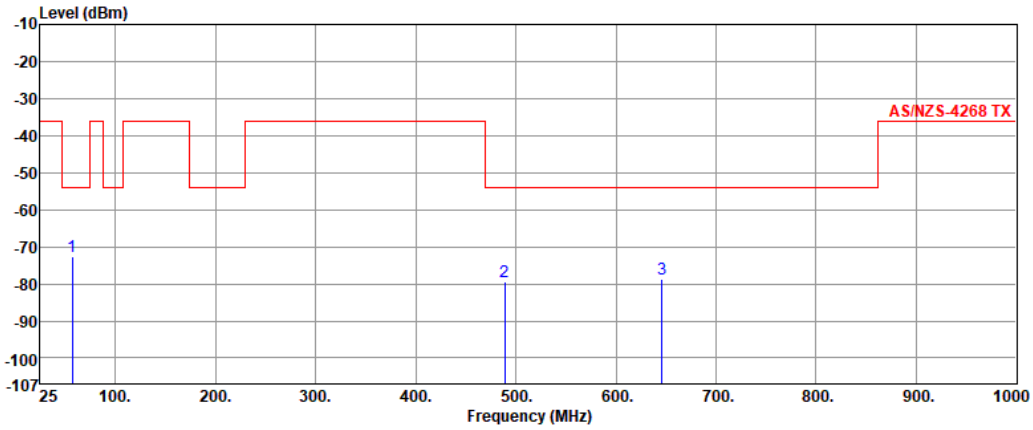

	Freq.	Measured value	Limit	Margin	Factor	Reading
	MHz	dBm	dBm	dB	dB	dBm
1	56.74	-72.78	-54.00	-18.78	0.00	-72.78
2	488.89	-79.56	-54.00	-25.56	0.00	-79.56
3	645.96	-78.56	-54.00	-24.56	0.00	-78.56

Note 1: Measured Value (dBm) = Reading (dBm) + Factor (dB)
Note 2: Margin (dB) = Measured Value (dBm) – Limit (dBm)

Emissions (Above 1GHz)

Modulation	ax HE20-OFDMA RU106
Test Freq. (MHz)	2412

Test By :Ryan Lee Temperature:23 Humidity(%):64

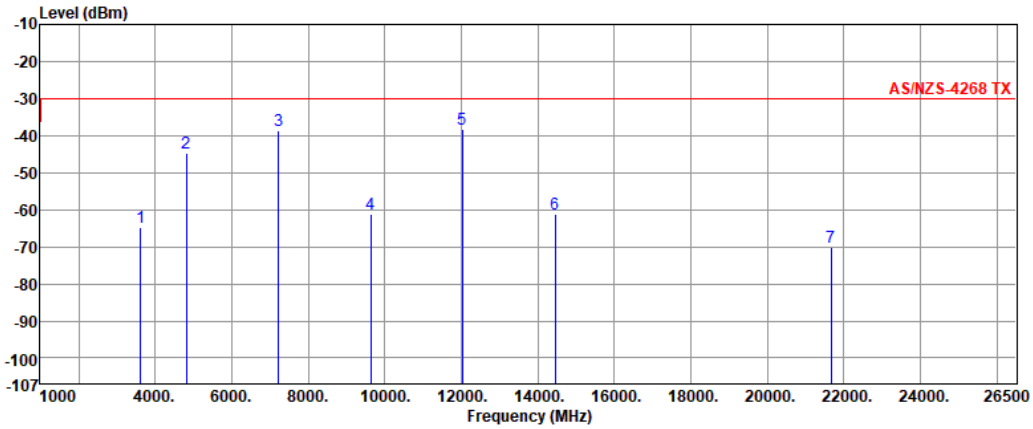

	Freq.	Measured value	Limit	Margin	Factor	Reading
	MHz	dBm	dBm	dB	dB	dBm
1	3617.93	-64.86	-30.00	-34.86	0.00	-64.86
2	4812.80	-44.76	-30.00	-14.76	0.00	-44.76
3	7223.40	-38.54	-30.00	-8.54	0.00	-38.54
4	9627.00	-61.21	-30.00	-31.21	0.00	-61.21
5	12031.20	-38.39	-30.00	-8.39	0.00	-38.39
6	14445.00	-61.26	-30.00	-31.26	0.00	-61.26
7	21661.00	-70.26	-30.00	-40.26	0.00	-70.26

Note 1: Measured Value (dBm) = Reading (dBm) + Factor (dB)
Note 2: Margin (dB) = Measured Value (dBm) – Limit (dBm)

Modulation	ax HE20-OFDMA RU106
Test Freq. (MHz)	2472

Test By :Ryan Lee Temperature:23 Humidity(%):64

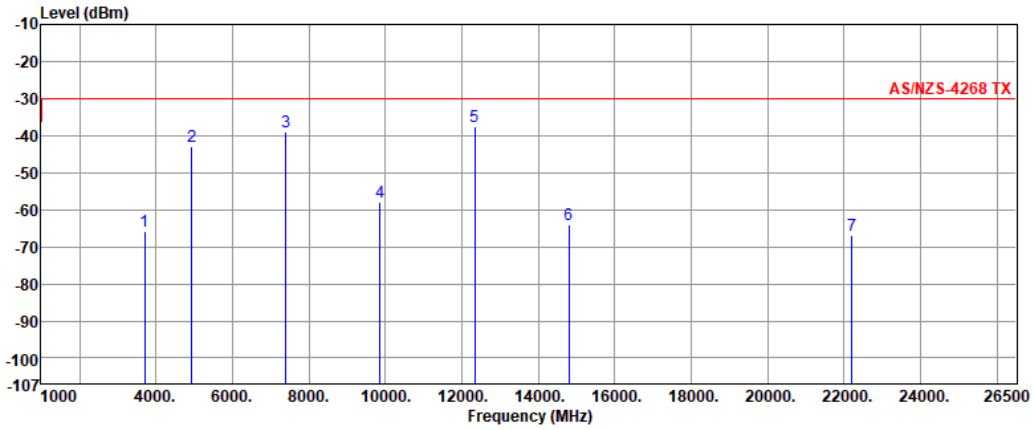

	Freq.	Measured value	Limit	Margin	Factor	Reading
	MHz	dBm	dBm	dB	dB	dBm
1	3708.09	-65.98	-30.00	-35.98	0.00	-65.98
2	4938.20	-43.09	-30.00	-13.09	0.00	-43.09
3	7400.20	-38.89	-30.00	-8.89	0.00	-38.89
4	9861.20	-57.84	-30.00	-27.84	0.00	-57.84
5	12335.60	-37.71	-30.00	-7.71	0.00	-37.71
6	14806.60	-64.09	-30.00	-34.09	0.00	-64.09
7	22204.40	-67.05	-30.00	-37.05	0.00	-67.05

Note 1: Measured Value (dBm) = Reading (dBm) + Factor (dB)
Note 2: Margin (dB) = Measured Value (dBm) – Limit (dBm)

full RU configuration

Configuration 1: Chip Antenna_ANT1608LL14R2460A

Emissions (≤ 30MHz)

Modulation	11b	Test Freq. (MHz)	2412
Frequency	9kHz~30MHz		

Test By :2026-03-12 Temperature:25 Humidity(%):65

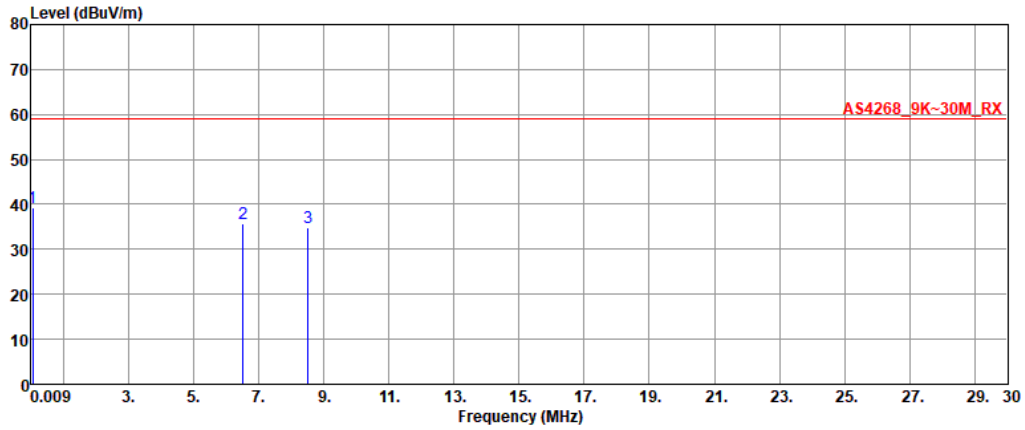

	Freq.	Measured value	Limit	Margin	Factor	Reading
	MHz	dBuV/m	dBuV/m	dB	dB/m	dBuV
1	0.04	39.24	59.00	-19.76	19.86	19.38
2	6.51	35.65	59.00	-23.35	20.90	14.75
3	8.51	34.86	59.00	-24.14	20.48	14.38

Note 1: Measured Value (dBm) = Reading (dBm) + Factor (dB).
Note 2: Margin (dB) = Measured Value (dBm) – Limit (dBm).

Modulation	11b	**Test Freq. (MHz)**	2472
Frequency	9kHz~30MHz		

Test By :2026-03-12 Temperature:25 Humidity(%):65

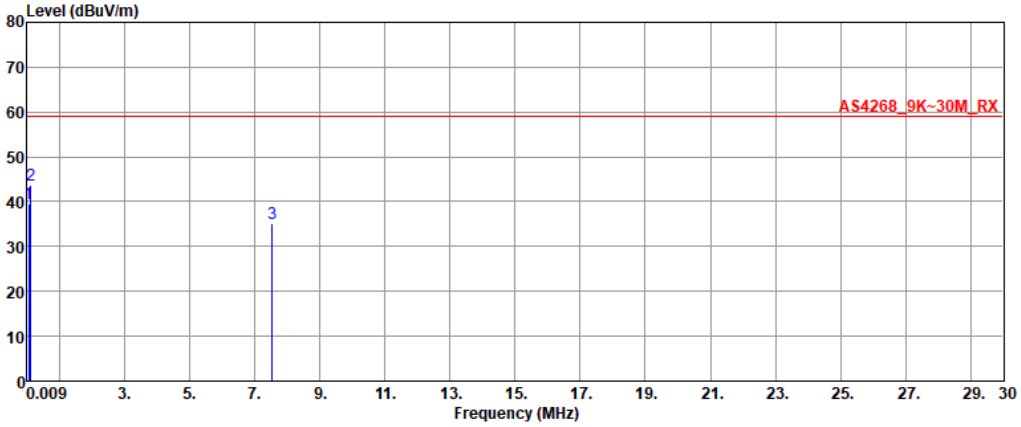

	Freq.	Measured value	Limit	Margin	Factor	Reading
	MHz	dBuV/m	dBuV/m	dB	dB/m	dBuV
1	0.04	39.55	59.00	-19.45	19.86	19.69
2	0.11	43.80	59.00	-15.20	18.75	25.05
3	7.52	35.10	59.00	-23.90	20.61	14.49

Note 1: Measured Value (dBm) = Reading (dBm) + Factor (dB).
Note 2: Margin (dB) = Measured Value (dBm) – Limit (dBm).

Modulation	11g	**Test Freq. (MHz)**	2412
Frequency	9kHz~30MHz		

Test By :2026-03-12 Temperature:25 Humidity(%):65

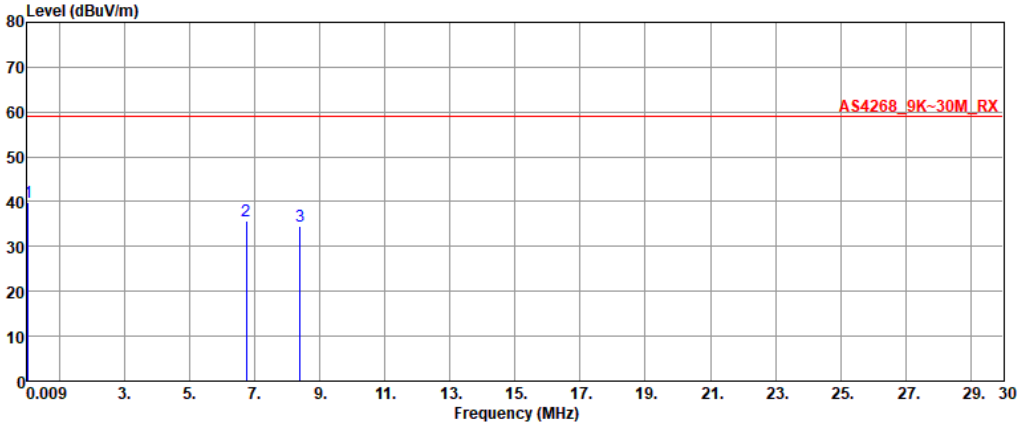

	Freq.	Measured value	Limit	Margin	Factor	Reading
	MHz	dBuV/m	dBuV/m	dB	dB/m	dBuV
1	0.04	39.71	59.00	-19.29	19.81	19.90
2	6.75	35.63	59.00	-23.37	20.83	14.80
3	8.39	34.58	59.00	-24.42	20.48	14.10

Note 1: Measured Value (dBm) = Reading (dBm) + Factor (dB).
Note 2: Margin (dB) = Measured Value (dBm) – Limit (dBm).

Modulation	11g	**Test Freq. (MHz)**	2472
Frequency	9kHz~30MHz		

Test By :2026-03-12 Temperature:25 Humidity(%):65

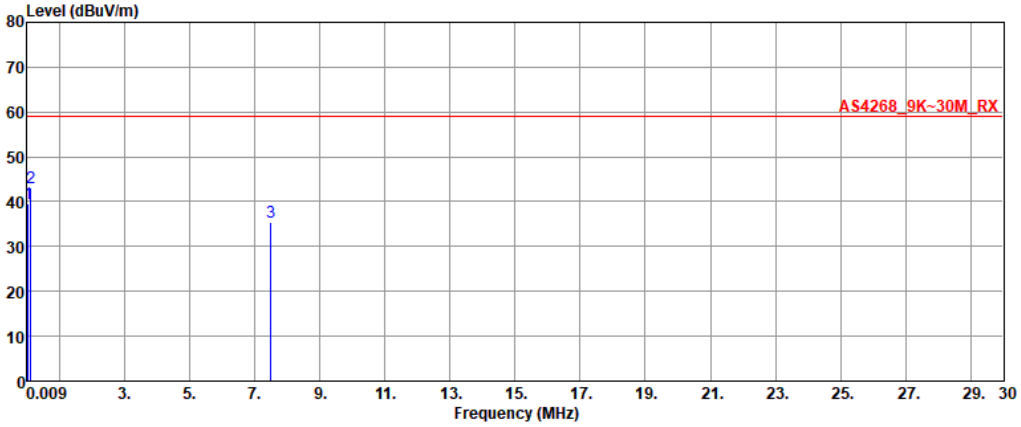

	Freq.	Measured value	Limit	Margin	Factor	Reading
	MHz	dBuV/m	dBuV/m	dB	dB/m	dBuV
1	0.04	39.67	59.00	-19.33	19.81	19.86
2	0.10	43.22	59.00	-15.78	18.70	24.52
3	7.50	35.53	59.00	-23.47	20.62	14.91

Note 1: Measured Value (dBm) = Reading (dBm) + Factor (dB).
Note 2: Margin (dB) = Measured Value (dBm) – Limit (dBm).

Modulation	ax HE20_OFDMA	Test Freq. (MHz)	2412
Frequency	9kHz~30MHz		

Test By :2026-03-12 Temperature:25 Humidity(%):65

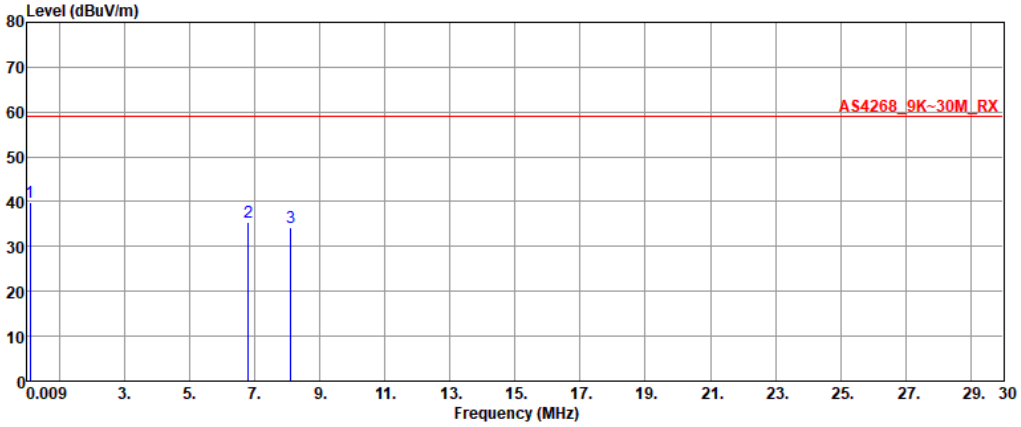

	Freq.	Measured value	Limit	Margin	Factor	Reading
	MHz	dBuV/m	dBuV/m	dB	dB/m	dBuV
1	0.09	39.71	59.00	-19.29	18.90	20.81
2	6.79	35.57	59.00	-23.43	20.82	14.75
3	8.11	34.19	59.00	-24.81	20.48	13.71

Note 1: Measured Value (dBm) = Reading (dBm) + Factor (dB).
Note 2: Margin (dB) = Measured Value (dBm) – Limit (dBm).

Modulation	ax HE20_OFDMA	Test Freq. (MHz)	2472
Frequency	9kHz~30MHz		

Test By :2026-03-12 Temperature:25 Humidity(%):65

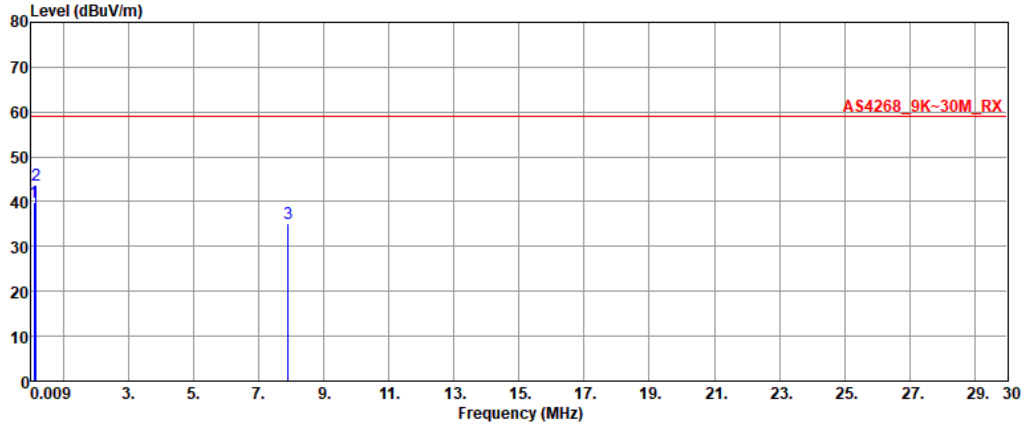

	Freq.	Measured value	Limit	Margin	Factor	Reading
	MHz	dBuV/m	dBuV/m	dB	dB/m	dBuV
1	0.09	39.77	59.00	-19.23	18.92	20.85
2	0.15	43.68	59.00	-15.32	19.14	24.54
3	7.91	35.25	59.00	-23.75	20.50	14.75

Note 1: Measured Value (dBm) = Reading (dBm) + Factor (dB).
Note 2: Margin (dB) = Measured Value (dBm) – Limit (dBm).

Configuration 2: Dipole 6E_TWX-100BRS3B

Emissions (≤ 30MHz)

Modulation	11b	Test Freq. (MHz)	2412
Frequency	9kHz~30MHz		

Test By :2026-03-12 Temperature:25 Humidity(%):65

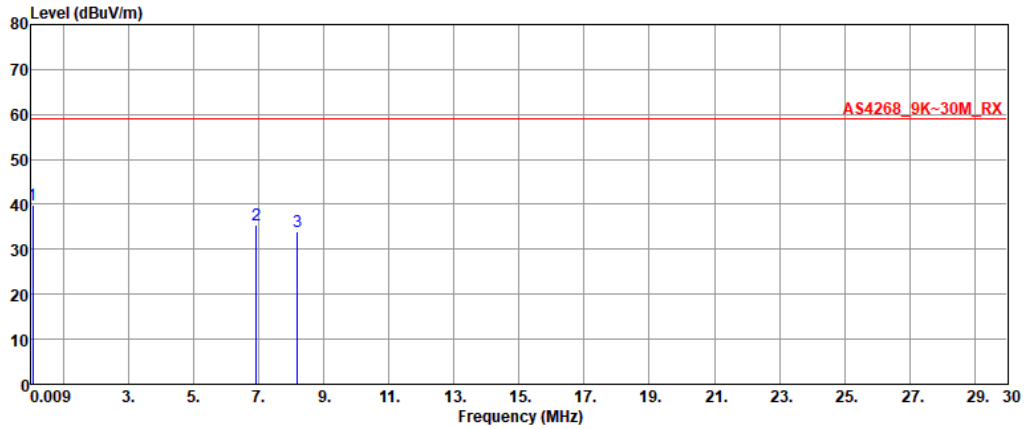

	Freq.	Measured value	Limit	Margin	Factor	Reading
	MHz	dBuV/m	dBuV/m	dB	dB/m	dBuV
1	0.05	39.91	59.00	-19.09	19.75	20.16
2	6.93	35.37	59.00	-23.63	20.79	14.58
3	8.18	34.02	59.00	-24.98	20.48	13.54

Note 1: Measured Value (dBm) = Reading (dBm) + Factor (dB).
Note 2: Margin (dB) = Measured Value (dBm) – Limit (dBm).

Modulation	11b	Test Freq. (MHz)	2472
Frequency	9kHz~30MHz		

Test By :2026-03-12 Temperature:25 Humidity(%):65

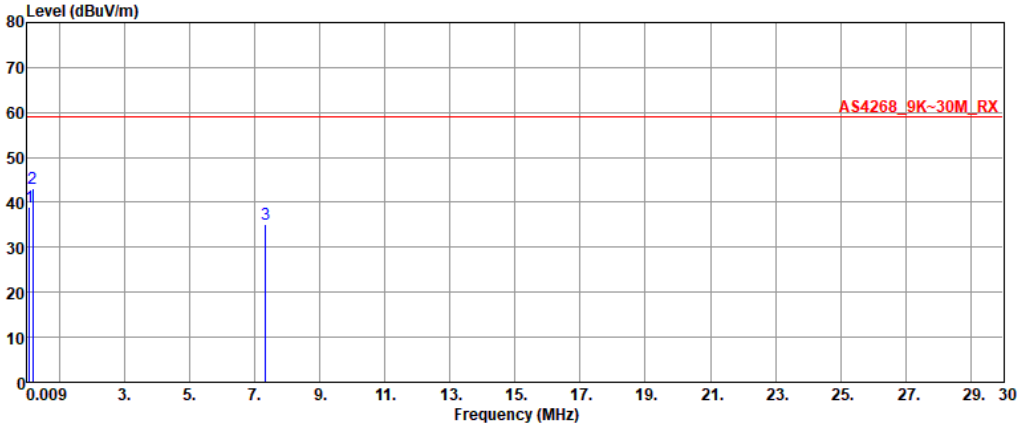

	Freq.	Measured value	Limit	Margin	Factor	Reading
	MHz	dBuV/m	dBuV/m	dB	dB/m	dBuV
1	0.07	39.06	59.00	-19.94	18.96	20.10
2	0.18	43.02	59.00	-15.98	19.33	23.69
3	7.32	35.10	59.00	-23.90	20.67	14.43

Note 1: Measured Value (dBm) = Reading (dBm) + Factor (dB).
Note 2: Margin (dB) = Measured Value (dBm) – Limit (dBm).

Modulation	11g	**Test Freq. (MHz)**	2412
Frequency	9kHz~30MHz		

Test By :2026-03-12 Temperature:25 Humidity(%):65

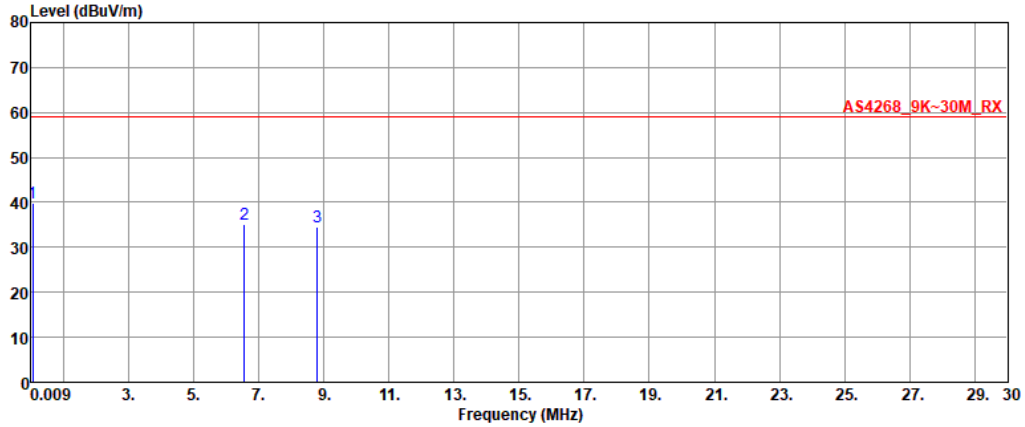

	Freq.	Measured value	Limit	Margin	Factor	Reading
	MHz	dBuV/m	dBuV/m	dB	dB/m	dBuV
1	0.05	39.73	59.00	-19.27	19.86	19.87
2	6.56	35.21	59.00	-23.79	20.89	14.32
3	8.79	34.65	59.00	-24.35	20.48	14.17

Note 1: Measured Value (dBm) = Reading (dBm) + Factor (dB).
Note 2: Margin (dB) = Measured Value (dBm) – Limit (dBm).

Modulation	11g	Test Freq. (MHz)	2472
Frequency	9kHz~30MHz		

Test By :2026-03-12 Temperature:25 Humidity(%):65

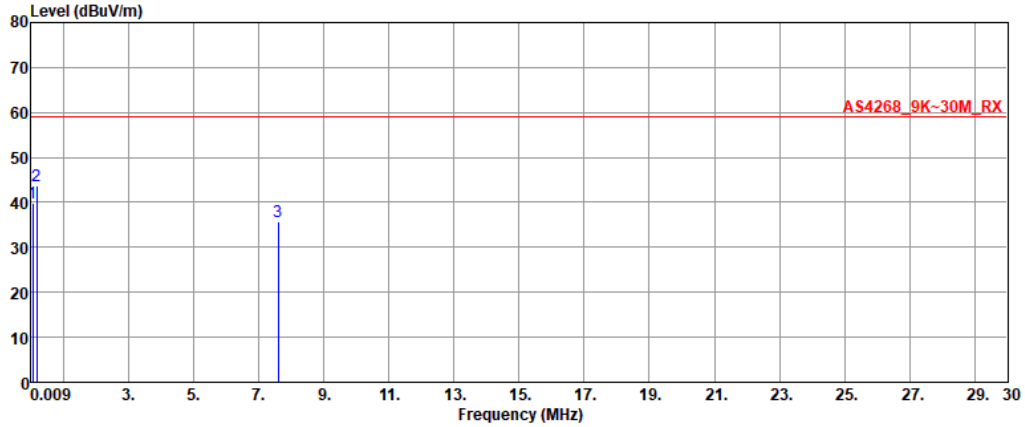

	Freq.	Measured value	Limit	Margin	Factor	Reading
	MHz	dBuV/m	dBuV/m	dB	dB/m	dBuV
1	0.06	39.97	59.00	-19.03	19.25	20.72
2	0.17	43.82	59.00	-15.18	19.24	24.58
3	7.59	35.80	59.00	-23.20	20.59	15.21

Note 1: Measured Value (dBm) = Reading (dBm) + Factor (dB).
Note 2: Margin (dB) = Measured Value (dBm) – Limit (dBm).

Modulation	ax HE20_OFDMA	Test Freq. (MHz)	2412
Frequency	9kHz~30MHz		

Test By :2026-03-12 Temperature:25 Humidity(%):65

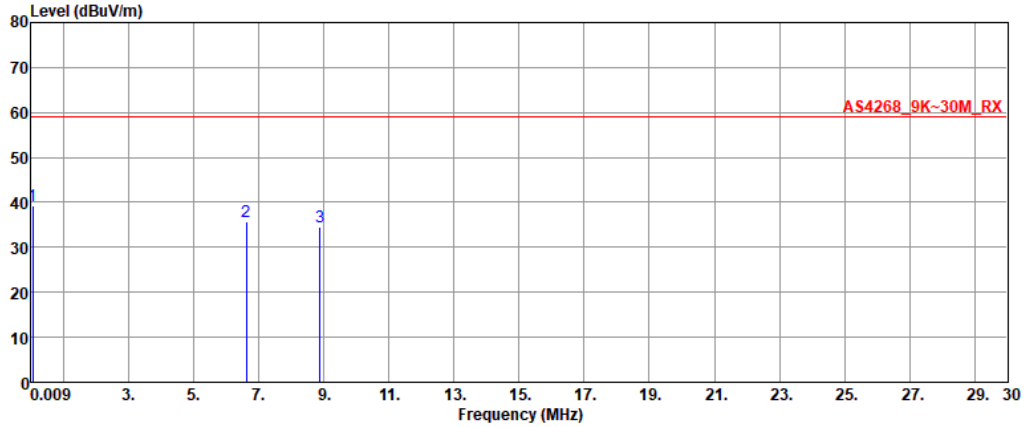

	Freq.	Measured value	Limit	Margin	Factor	Reading
	MHz	dBuV/m	dBuV/m	dB	dB/m	dBuV
1	0.06	39.20	59.00	-19.80	18.94	20.26
2	6.62	35.65	59.00	-23.35	20.87	14.78
3	8.89	34.58	59.00	-24.42	20.48	14.10

Note 1: Measured Value (dBm) = Reading (dBm) + Factor (dB).
Note 2: Margin (dB) = Measured Value (dBm) – Limit (dBm).

Modulation	ax HE20_OFDMA	Test Freq. (MHz)	2472
Frequency	9kHz~30MHz		

Test By :2026-03-12 Temperature:25 Humidity(%):65

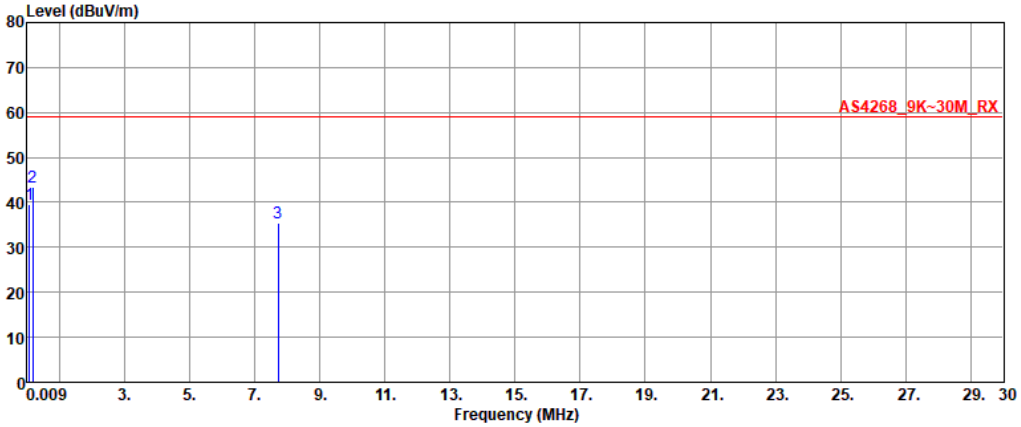

	Freq.	Measured value	Limit	Margin	Factor	Reading
	MHz	dBuV/m	dBuV/m	dB	dB/m	dBuV
1	0.06	39.48	59.00	-19.52	18.91	20.57
2	0.17	43.52	59.00	-15.48	19.28	24.24
3	7.71	35.49	59.00	-23.51	20.55	14.94

Note 1: Measured Value (dBm) = Reading (dBm) + Factor (dB).
Note 2: Margin (dB) = Measured Value (dBm) – Limit (dBm).

Configuration 3: FlexMIMO 6E_EFD2471A3S-10MH4L

Emissions (≤ 30MHz)

Modulation	11b	Test Freq. (MHz)	2412
Frequency	9kHz~30MHz		

Test By :2026-03-12 Temperature:25 Humidity(%):65

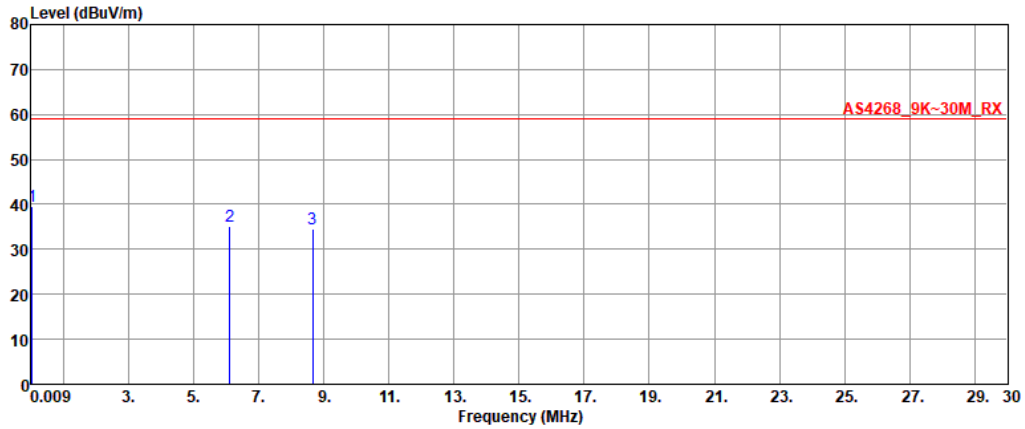

	Freq.	Measured value	Limit	Margin	Factor	Reading
	MHz	dBuV/m	dBuV/m	dB	dB/m	dBuV
1	0.02	39.57	59.00	-19.43	20.02	19.55
2	6.11	35.08	59.00	-23.92	21.02	14.06
3	8.65	34.62	59.00	-24.38	20.48	14.14

Note 1: Measured Value (dBm) = Reading (dBm) + Factor (dB).
Note 2: Margin (dB) = Measured Value (dBm) – Limit (dBm).

Modulation	11b	**Test Freq. (MHz)**	2472
Frequency	9kHz~30MHz		

Test By :2026-03-12 Temperature:25 Humidity(%):65

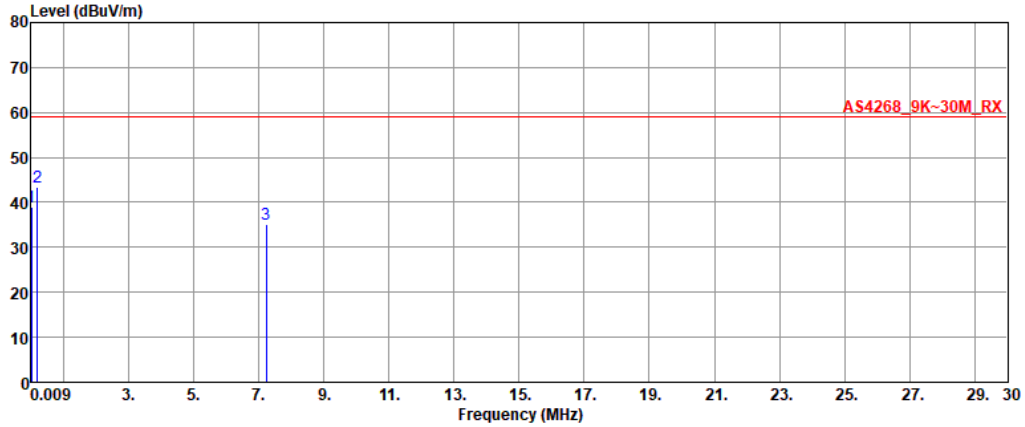

	Freq.	Measured value	Limit	Margin	Factor	Reading
	MHz	dBuV/m	dBuV/m	dB	dB/m	dBuV
1	0.01	39.03	59.00	-19.97	18.71	20.32
2	0.19	43.44	59.00	-15.56	19.41	24.03
3	7.23	35.07	59.00	-23.93	20.70	14.37

Note 1: Measured Value (dBm) = Reading (dBm) + Factor (dB).
Note 2: Margin (dB) = Measured Value (dBm) – Limit (dBm).

Modulation	11g	**Test Freq. (MHz)**	2412
Frequency	9kHz~30MHz		

Test By :2026-03-12 Temperature:25 Humidity(%):65

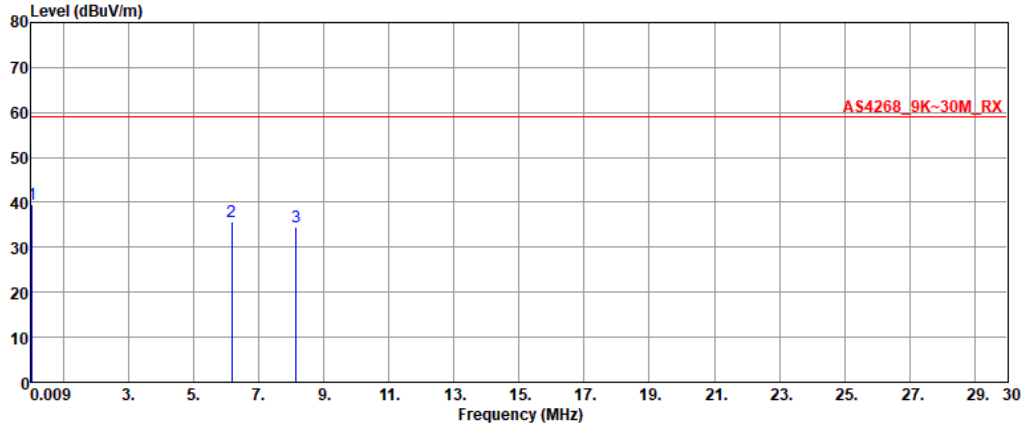

	Freq.	Measured value	Limit	Margin	Factor	Reading
	MHz	dBuV/m	dBuV/m	dB	dB/m	dBuV
1	0.03	39.41	59.00	-19.59	19.75	19.66
2	6.17	35.71	59.00	-23.29	21.01	14.70
3	8.15	34.61	59.00	-24.39	20.48	14.13

Note 1: Measured Value (dBm) = Reading (dBm) + Factor (dB).
Note 2: Margin (dB) = Measured Value (dBm) – Limit (dBm).

Modulation	11g	Test Freq. (MHz)	2472
Frequency	9kHz~30MHz		

Test By :2026-03-12 Temperature:25 Humidity(%):65

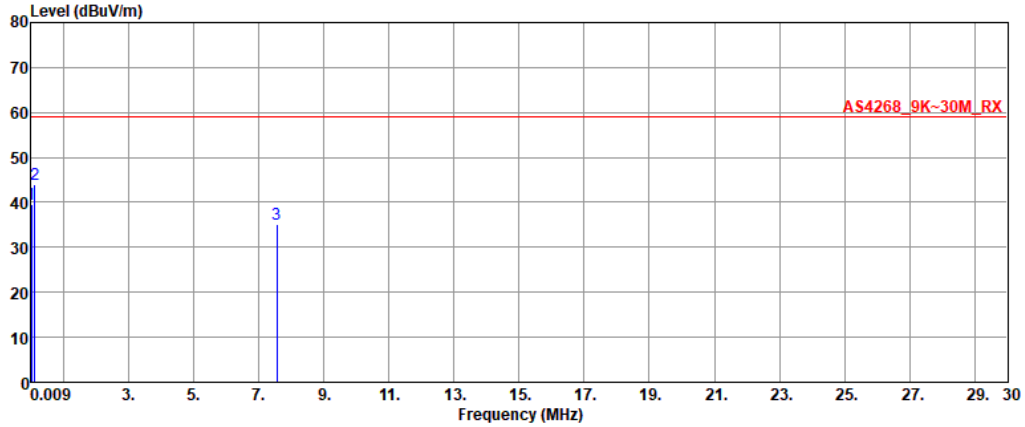

	Freq.	Measured value	Limit	Margin	Factor	Reading
	MHz	dBuV/m	dBuV/m	dB	dB/m	dBuV
1	0.01	39.58	59.00	-19.42	18.71	20.87
2	0.11	43.91	59.00	-15.09	18.79	25.12
3	7.55	35.12	59.00	-23.88	20.60	14.52

Note 1: Measured Value (dBm) = Reading (dBm) + Factor (dB).
Note 2: Margin (dB) = Measured Value (dBm) – Limit (dBm).

Modulation	ax HE20_OFDMA	**Test Freq. (MHz)**	2412
Frequency	9kHz~30MHz		

Test By :2026-03-12 Temperature:25 Humidity(%):65

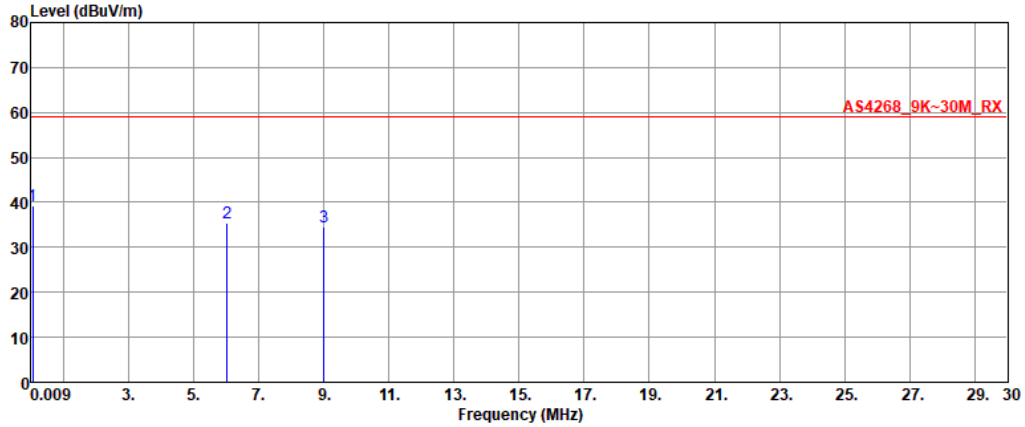

	Freq.	Measured value	Limit	Margin	Factor	Reading
	MHz	dBuV/m	dBuV/m	dB	dB/m	dBuV
1	0.04	39.13	59.00	-19.87	19.87	19.26
2	6.02	35.53	59.00	-23.47	21.05	14.48
3	8.99	34.54	59.00	-24.46	20.48	14.06

Note 1: Measured Value (dBm) = Reading (dBm) + Factor (dB).
Note 2: Margin (dB) = Measured Value (dBm) – Limit (dBm).

Modulation	ax HE20_OFDMA	Test Freq. (MHz)	2472
Frequency	9kHz~30MHz		

Test By :2026-03-12 Temperature:25 Humidity(%):65

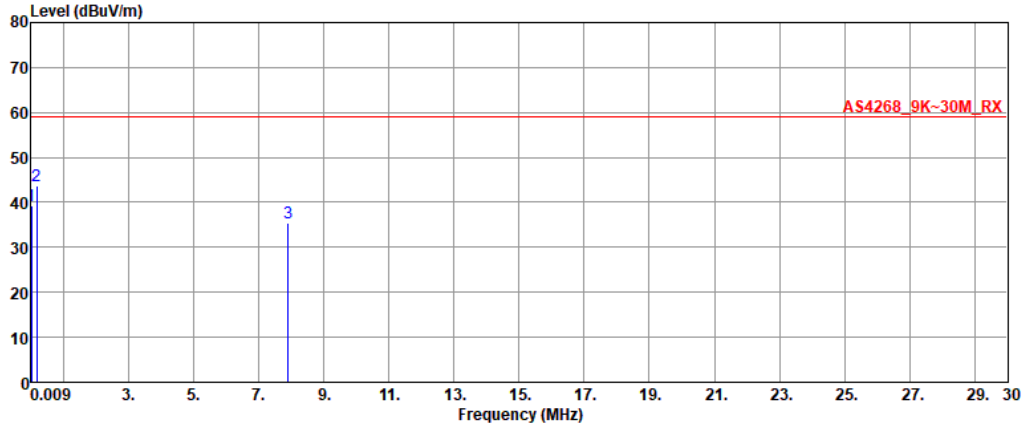

	Freq.	Measured value	Limit	Margin	Factor	Reading
	MHz	dBuV/m	dBuV/m	dB	dB/m	dBuV
1	0.02	39.29	59.00	-19.71	19.56	19.73
2	0.18	43.62	59.00	-15.38	19.35	24.27
3	7.91	35.57	59.00	-23.43	20.50	15.07

Note 1: Measured Value (dBm) = Reading (dBm) + Factor (dB).
Note 2: Margin (dB) = Measured Value (dBm) – Limit (dBm).

Configuration 4: FlexPIFA 6E_EFB2471A3S-10MH4L

Emissions (≤ 30MHz)

Modulation	11b	Test Freq. (MHz)	2412
Frequency	9kHz~30MHz		

Test By :2026-03-12 Temperature:25 Humidity(%):65

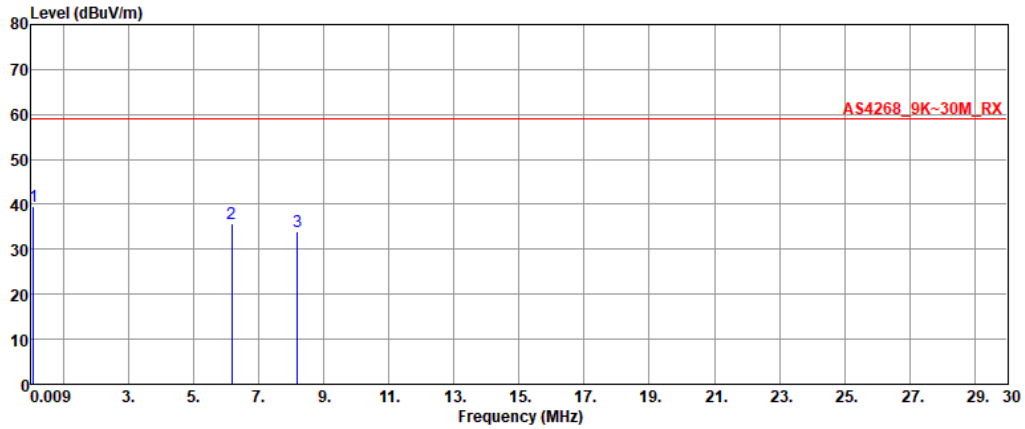

	Freq.	Measured value	Limit	Margin	Factor	Reading
	MHz	dBuV/m	dBuV/m	dB	dB/m	dBuV
1	0.06	39.48	59.00	-19.52	18.91	20.57
2	6.17	35.71	59.00	-23.29	21.01	14.70
3	8.18	34.09	59.00	-24.91	20.48	13.61

Note 1: Measured Value (dBm) = Reading (dBm) + Factor (dB).
Note 2: Margin (dB) = Measured Value (dBm) – Limit (dBm).

Modulation	11b	**Test Freq. (MHz)**	2472
Frequency	9kHz~30MHz		

Test By :2026-03-12 Temperature:25 Humidity(%):65

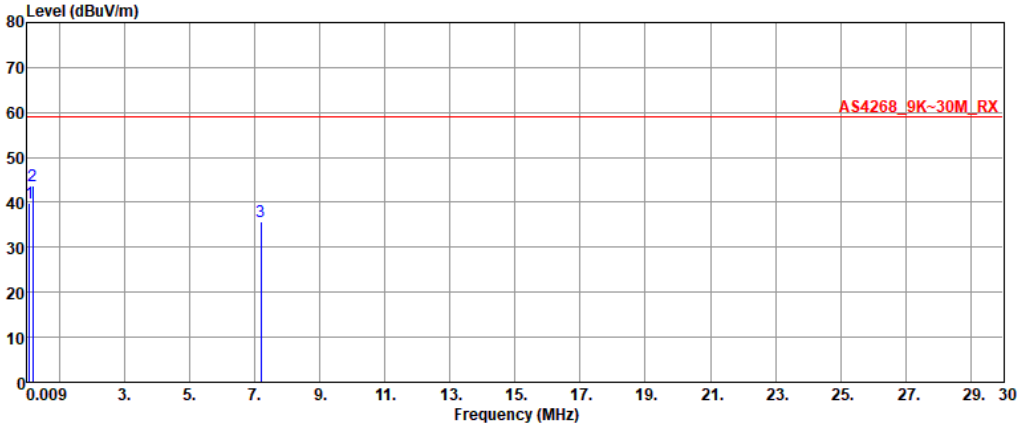

	Freq.	Measured value	Limit	Margin	Factor	Reading
	MHz	dBuV/m	dBuV/m	dB	dB/m	dBuV
1	0.08	39.81	59.00	-19.19	18.78	21.03
2	0.17	43.72	59.00	-15.28	19.28	24.44
3	7.18	35.78	59.00	-23.22	20.71	15.07

Note 1: Measured Value (dBm) = Reading (dBm) + Factor (dB).
Note 2: Margin (dB) = Measured Value (dBm) – Limit (dBm).

Modulation	11g	**Test Freq. (MHz)**	2412
Frequency	9kHz~30MHz		

Test By :2026-03-12 Temperature:25 Humidity(%):65

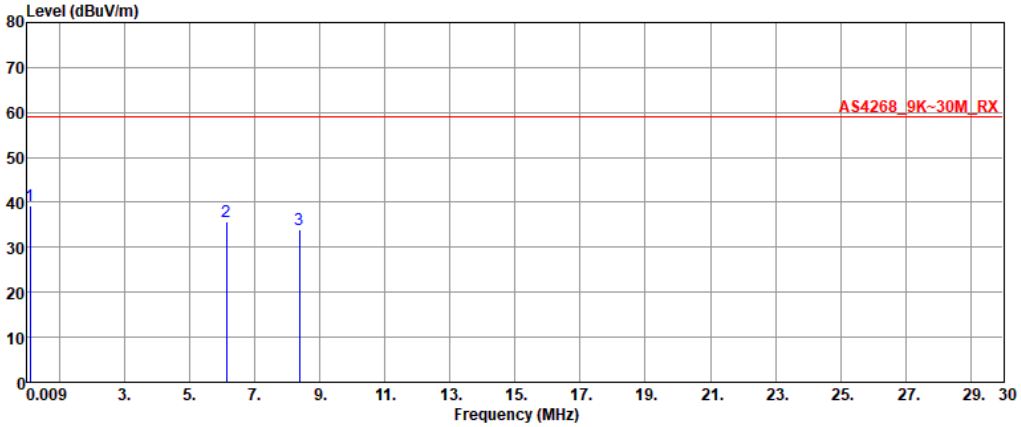

	Freq.	Measured value	Limit	Margin	Factor	Reading
	MHz	dBuV/m	dBuV/m	dB	dB/m	dBuV
1	0.08	39.21	59.00	-19.79	18.78	20.43
2	6.12	35.81	59.00	-23.19	21.02	14.79
3	8.38	34.09	59.00	-24.91	20.48	13.61

Note 1: Measured Value (dBm) = Reading (dBm) + Factor (dB).
Note 2: Margin (dB) = Measured Value (dBm) – Limit (dBm).

Modulation	11g	Test Freq. (MHz)	2472
Frequency	9kHz~30MHz		

Test By :2026-03-12 Temperature:25 Humidity(%):65

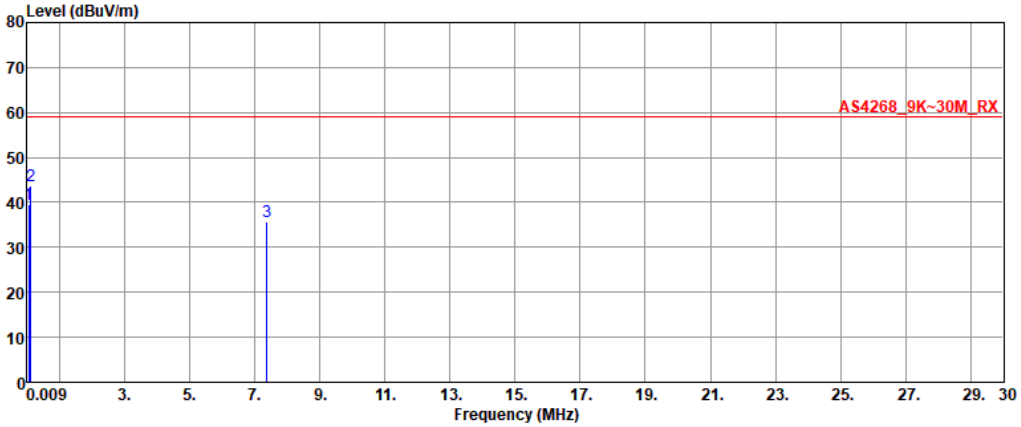

	Freq.	Measured value	Limit	Margin	Factor	Reading
	MHz	dBuV/m	dBuV/m	dB	dB/m	dBuV
1	0.05	39.48	59.00	-19.52	19.92	19.56
2	0.12	43.83	59.00	-15.17	18.87	24.96
3	7.37	35.78	59.00	-23.22	20.65	15.13

Note 1: Measured Value (dBm) = Reading (dBm) + Factor (dB).
Note 2: Margin (dB) = Measured Value (dBm) – Limit (dBm).

Modulation	ax HE20_OFDMA	Test Freq. (MHz)	2412
Frequency	9kHz~30MHz		

Test By :2026-03-12 Temperature:25 Humidity(%):65

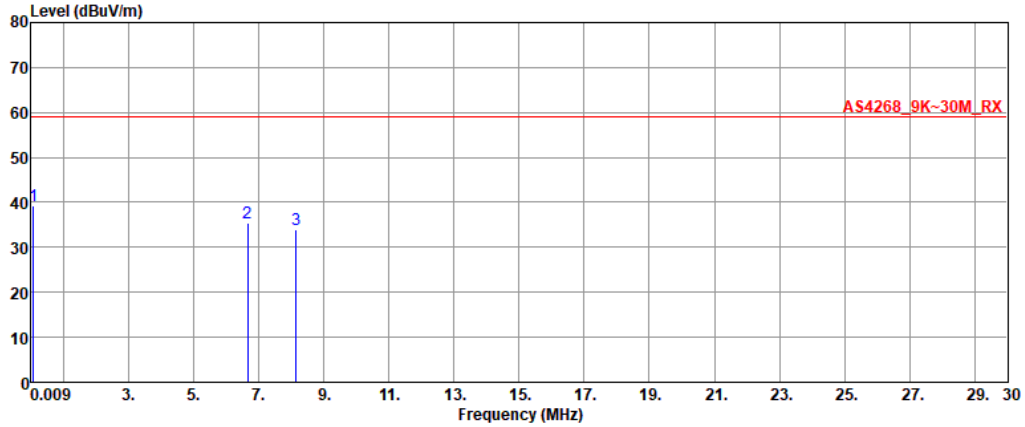

	Freq.	Measured value	Limit	Margin	Factor	Reading
	MHz	dBuV/m	dBuV/m	dB	dB/m	dBuV
1	0.07	39.15	59.00	-19.85	19.02	20.13
2	6.65	35.39	59.00	-23.61	20.86	14.53
3	8.15	34.02	59.00	-24.98	20.48	13.54

Note 1: Measured Value (dBm) = Reading (dBm) + Factor (dB).
Note 2: Margin (dB) = Measured Value (dBm) – Limit (dBm).

Modulation	ax HE20_OFDMA	Test Freq. (MHz)	2472
Frequency	9kHz~30MHz		

Test By :2026-03-12 Temperature:25 Humidity(%):65

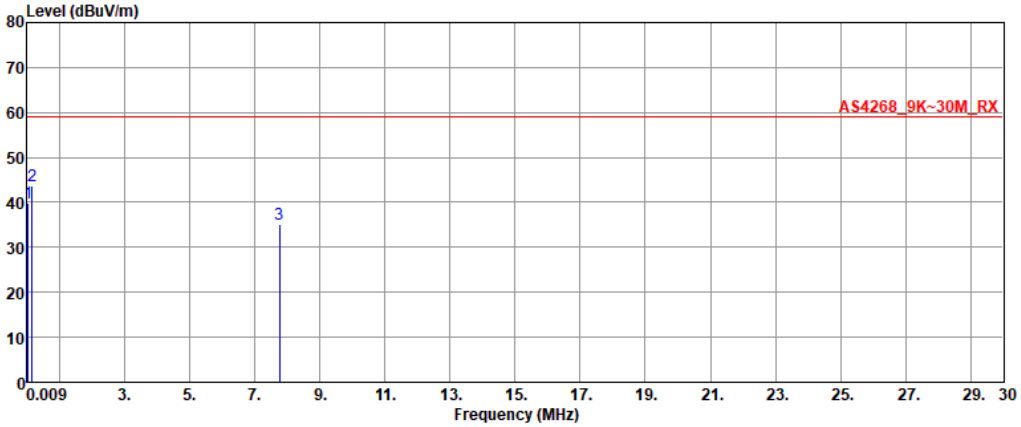

	Freq.	Measured value	Limit	Margin	Factor	Reading
	MHz	dBuV/m	dBuV/m	dB	dB/m	dBuV
1	0.02	39.94	59.00	-19.06	20.02	19.92
2	0.15	43.73	59.00	-15.27	19.11	24.62
3	7.76	35.12	59.00	-23.88	20.54	14.58

Note 1: Measured Value (dBm) = Reading (dBm) + Factor (dB).
Note 2: Margin (dB) = Measured Value (dBm) – Limit (dBm).

Configuration 5: FlexPIFA Dual Band_001-0021

Emissions (≤ 30MHz)

Modulation	11b	Test Freq. (MHz)	2412
Frequency	9kHz~30MHz		

Test By :2026-03-12 Temperature:25 Humidity(%):65

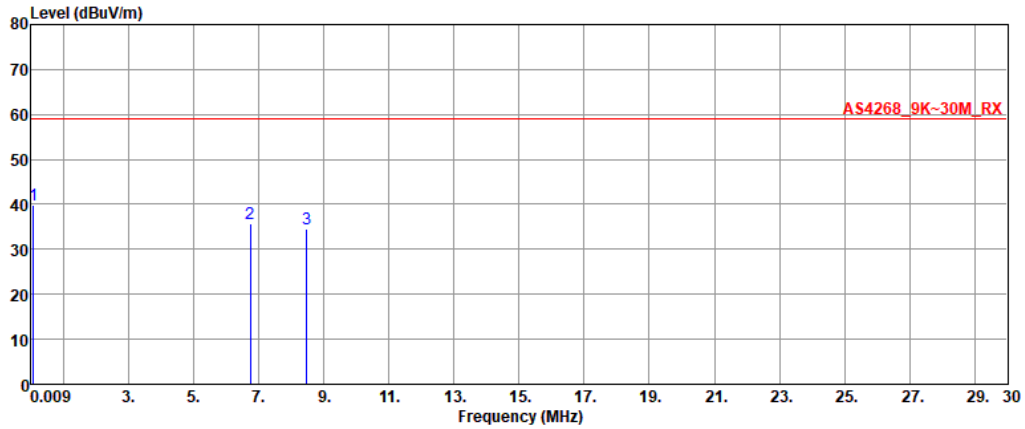

	Freq.	Measured value	Limit	Margin	Factor	Reading
	MHz	dBuV/m	dBuV/m	dB	dB/m	dBuV
1	0.07	39.87	59.00	-19.13	19.02	20.85
2	6.73	35.58	59.00	-23.42	20.84	14.74
3	8.47	34.57	59.00	-24.43	20.48	14.09

Note 1: Measured Value (dBm) = Reading (dBm) + Factor (dB).
Note 2: Margin (dB) = Measured Value (dBm) – Limit (dBm).

Modulation	11b	**Test Freq. (MHz)**	2472
Frequency	9kHz~30MHz		

Test By :2026-03-12 Temperature:25 Humidity(%):65

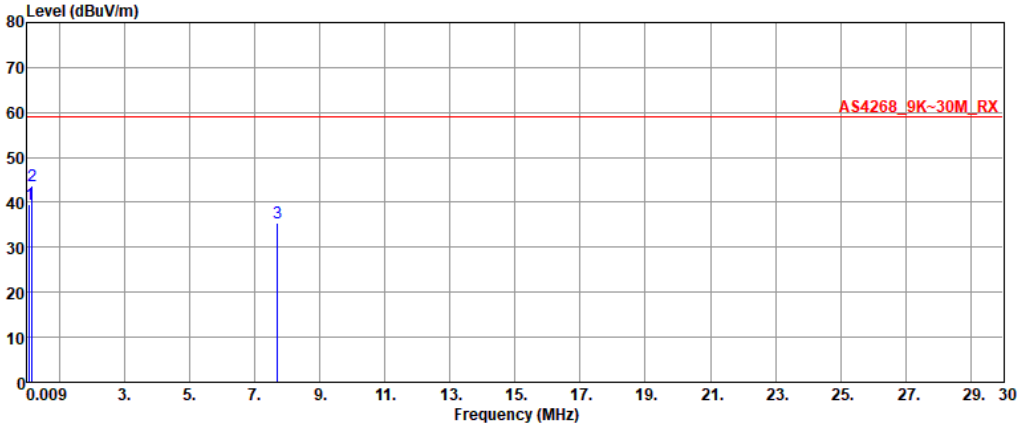

	Freq.	Measured value	Limit	Margin	Factor	Reading
	MHz	dBuV/m	dBuV/m	dB	dB/m	dBuV
1	0.08	39.53	59.00	-19.47	18.68	20.85
2	0.15	43.81	59.00	-15.19	19.09	24.72
3	7.69	35.34	59.00	-23.66	20.56	14.78

Note 1: Measured Value (dBm) = Reading (dBm) + Factor (dB).
Note 2: Margin (dB) = Measured Value (dBm) – Limit (dBm).

Modulation	11g	**Test Freq. (MHz)**	2412
Frequency	9kHz~30MHz		

Test By :2026-03-12 Temperature:25 Humidity(%):65

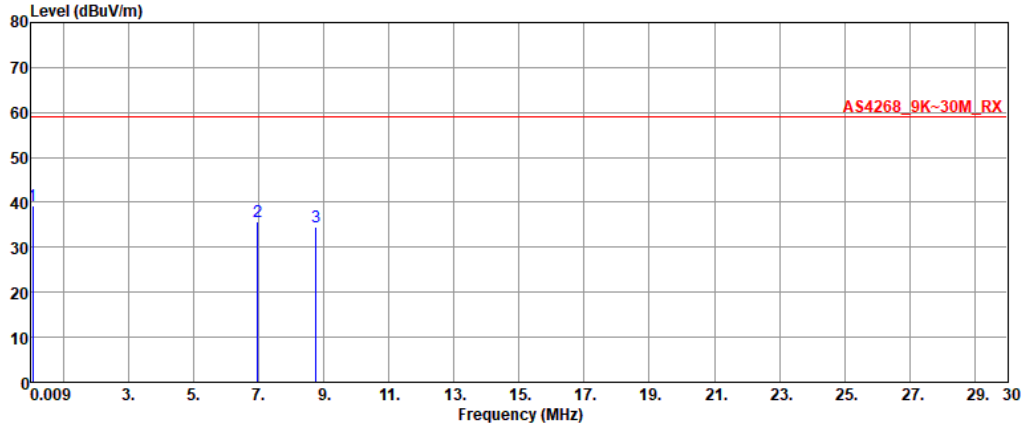

	Freq.	Measured value	Limit	Margin	Factor	Reading
	MHz	dBuV/m	dBuV/m	dB	dB/m	dBuV
1	0.06	39.19	59.00	-19.81	18.99	20.20
2	6.97	35.58	59.00	-23.42	20.78	14.80
3	8.75	34.57	59.00	-24.43	20.48	14.09

Note 1: Measured Value (dBm) = Reading (dBm) + Factor (dB).
Note 2: Margin (dB) = Measured Value (dBm) – Limit (dBm).

Modulation	11g	Test Freq. (MHz)	2472
Frequency	9kHz~30MHz		

Test By :2026-03-12 Temperature:25 Humidity(%):65

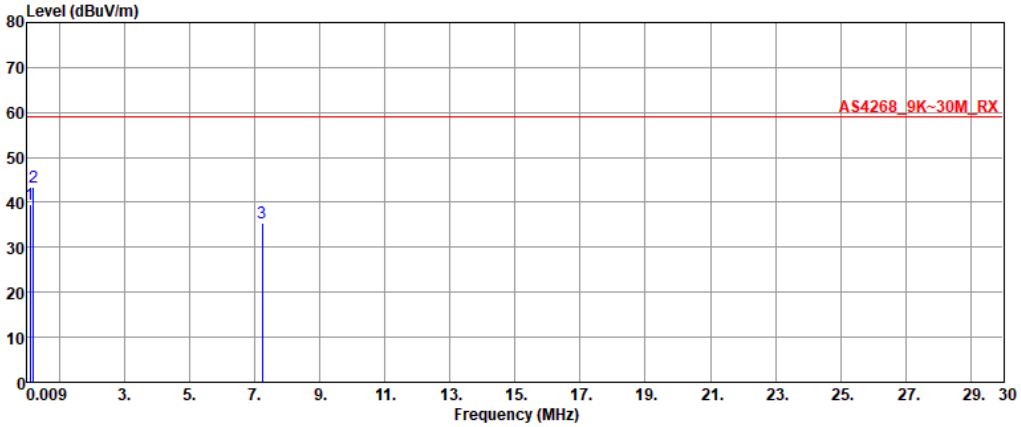

	Freq.	Measured value	Limit	Margin	Factor	Reading
	MHz	dBuV/m	dBuV/m	dB	dB/m	dBuV
1	0.09	39.51	59.00	-19.49	19.02	20.49
2	0.20	43.28	59.00	-15.72	19.45	23.83
3	7.23	35.49	59.00	-23.51	20.70	14.79

Note 1: Measured Value (dBm) = Reading (dBm) + Factor (dB).
Note 2: Margin (dB) = Measured Value (dBm) – Limit (dBm).

Modulation	ax HE20_OFDMA	Test Freq. (MHz)	2412
Frequency	9kHz~30MHz		

Test By :2026-03-12 Temperature:25 Humidity(%):65

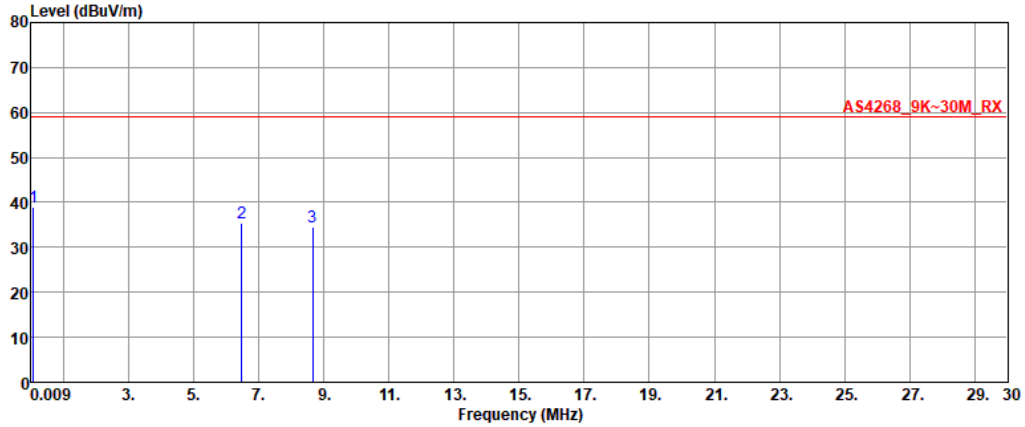

	Freq.	Measured value	Limit	Margin	Factor	Reading
	MHz	dBuV/m	dBuV/m	dB	dB/m	dBuV
1	0.07	39.09	59.00	-19.91	18.94	20.15
2	6.47	35.31	59.00	-23.69	20.91	14.40
3	8.65	34.63	59.00	-24.37	20.48	14.15

Note 1: Measured Value (dBm) = Reading (dBm) + Factor (dB).
Note 2: Margin (dB) = Measured Value (dBm) – Limit (dBm).

Modulation	ax HE20_OFDMA	Test Freq. (MHz)	2472
Frequency	9kHz~30MHz		

Test By :2026-03-12 Temperature:25 Humidity(%):65

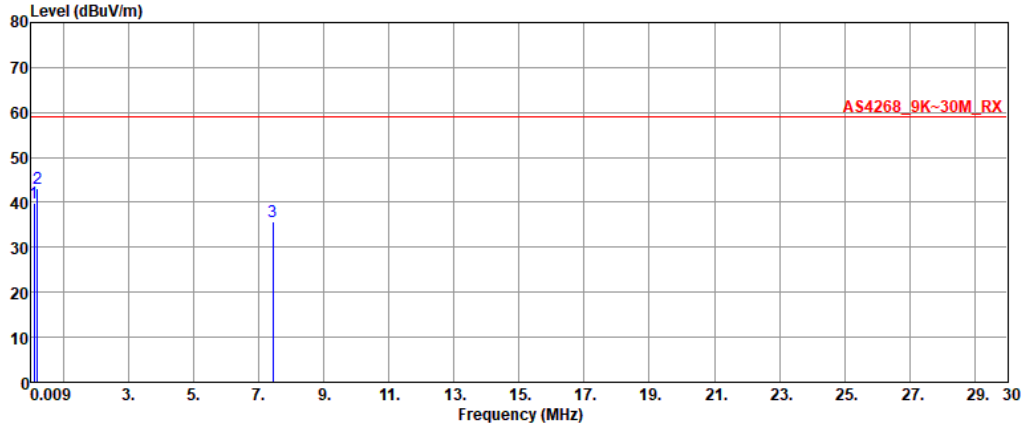

	Freq.	Measured value	Limit	Margin	Factor	Reading
	MHz	dBuV/m	dBuV/m	dB	dB/m	dBuV
1	0.10	39.71	59.00	-19.29	18.76	20.95
2	0.19	43.14	59.00	-15.86	19.41	23.73
3	7.43	35.76	59.00	-23.24	20.64	15.12

Note 1: Measured Value (dBm) = Reading (dBm) + Factor (dB).
Note 2: Margin (dB) = Measured Value (dBm) – Limit (dBm).

Configuration 6: FlexPIFA Dual Band_EFB2455A3S-15MH4L

Emissions (≤ 30MHz)

Modulation	11b	Test Freq. (MHz)	2412
Frequency	9kHz~30MHz		

Test By :2026-03-12 Temperature:25 Humidity(%):65

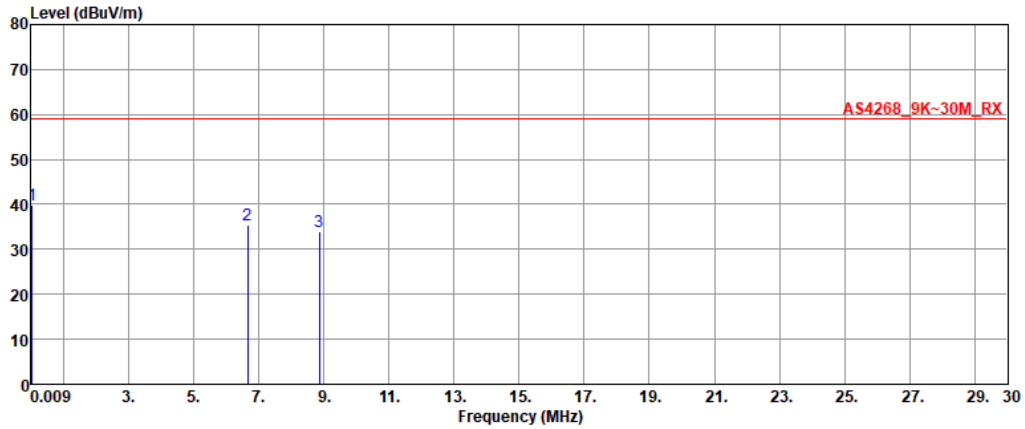

	Freq.	Measured value	Limit	Margin	Factor	Reading
	MHz	dBuV/m	dBuV/m	dB	dB/m	dBuV
1	0.02	39.75	59.00	-19.25	19.89	19.86
2	6.65	35.46	59.00	-23.54	20.86	14.60
3	8.86	34.06	59.00	-24.94	20.48	13.58

Note 1: Measured Value (dBm) = Reading (dBm) + Factor (dB).
Note 2: Margin (dB) = Measured Value (dBm) – Limit (dBm).

Modulation	11b	Test Freq. (MHz)	2472
Frequency	9kHz~30MHz		

Test By :2026-03-12 Temperature:25 Humidity(%):65

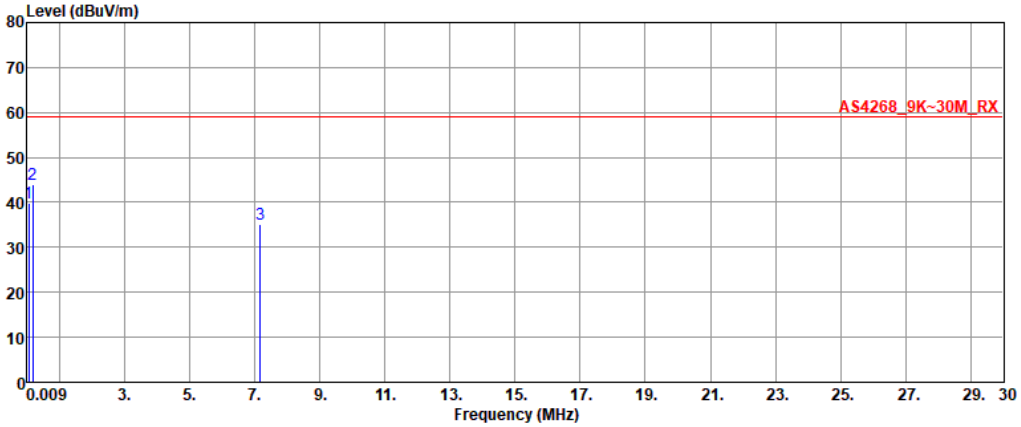

	Freq.	Measured value	Limit	Margin	Factor	Reading
	MHz	dBuV/m	dBuV/m	dB	dB/m	dBuV
1	0.06	39.85	59.00	-19.15	19.29	20.56
2	0.18	43.93	59.00	-15.07	19.34	24.59
3	7.17	35.06	59.00	-23.94	20.72	14.34

Note 1: Measured Value (dBm) = Reading (dBm) + Factor (dB).
Note 2: Margin (dB) = Measured Value (dBm) – Limit (dBm).

Modulation	11g	Test Freq. (MHz)	2412
Frequency	9kHz~30MHz		

Test By :2026-03-12 Temperature:25 Humidity(%):65

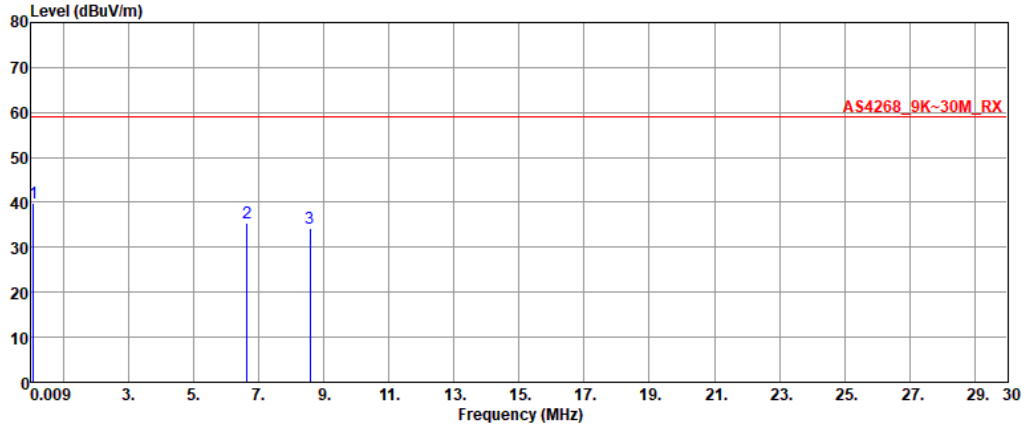

	Freq.	Measured value	Limit	Margin	Factor	Reading
	MHz	dBuV/m	dBuV/m	dB	dB/m	dBuV
1	0.07	39.92	59.00	-19.08	19.00	20.92
2	6.63	35.45	59.00	-23.55	20.87	14.58
3	8.58	34.22	59.00	-24.78	20.48	13.74

Note 1: Measured Value (dBm) = Reading (dBm) + Factor (dB).
Note 2: Margin (dB) = Measured Value (dBm) – Limit (dBm).

Modulation	11g	Test Freq. (MHz)	2472
Frequency	9kHz~30MHz		

Test By :2026-03-12 Temperature:25 Humidity(%):65

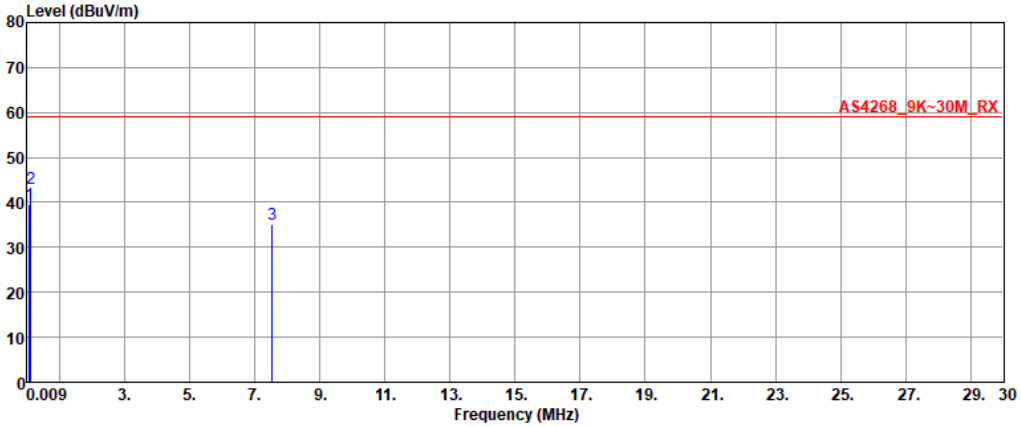

	Freq.	Measured value	Limit	Margin	Factor	Reading
	MHz	dBuV/m	dBuV/m	dB	dB/m	dBuV
1	0.07	39.55	59.00	-19.45	18.99	20.56
2	0.12	43.17	59.00	-15.83	18.88	24.29
3	7.53	35.09	59.00	-23.91	20.61	14.48

Note 1: Measured Value (dBm) = Reading (dBm) + Factor (dB).
Note 2: Margin (dB) = Measured Value (dBm) – Limit (dBm).

Modulation	ax HE20_OFDMA	Test Freq. (MHz)	2412
Frequency	9kHz~30MHz		

Test By :2026-03-12 Temperature:25 Humidity(%):65

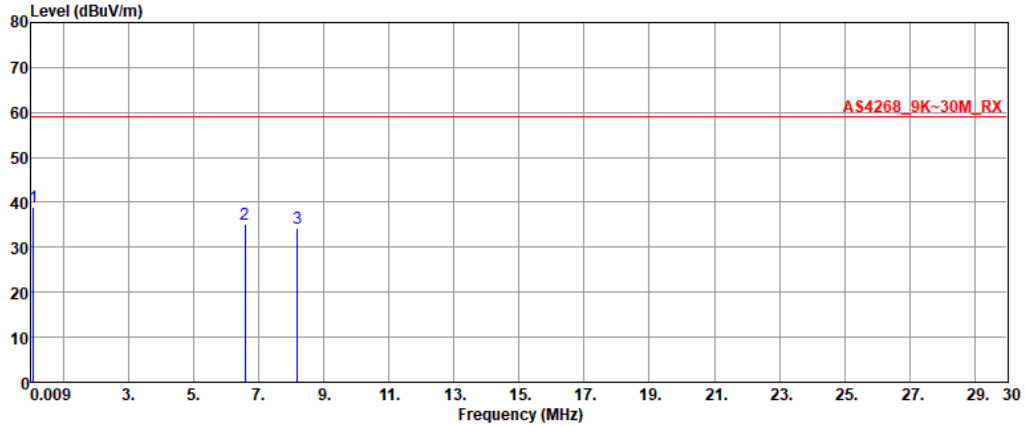

	Freq.	Measured value	Limit	Margin	Factor	Reading
	MHz	dBuV/m	dBuV/m	dB	dB/m	dBuV
1	0.07	39.11	59.00	-19.89	19.02	20.09
2	6.57	35.27	59.00	-23.73	20.88	14.39
3	8.19	34.11	59.00	-24.89	20.48	13.63

Note 1: Measured Value (dBm) = Reading (dBm) + Factor (dB).
Note 2: Margin (dB) = Measured Value (dBm) – Limit (dBm).

Modulation	ax HE20_OFDMA	Test Freq. (MHz)	2472
Frequency	9kHz~30MHz		

Test By :2026-03-12 Temperature:25 Humidity(%):65

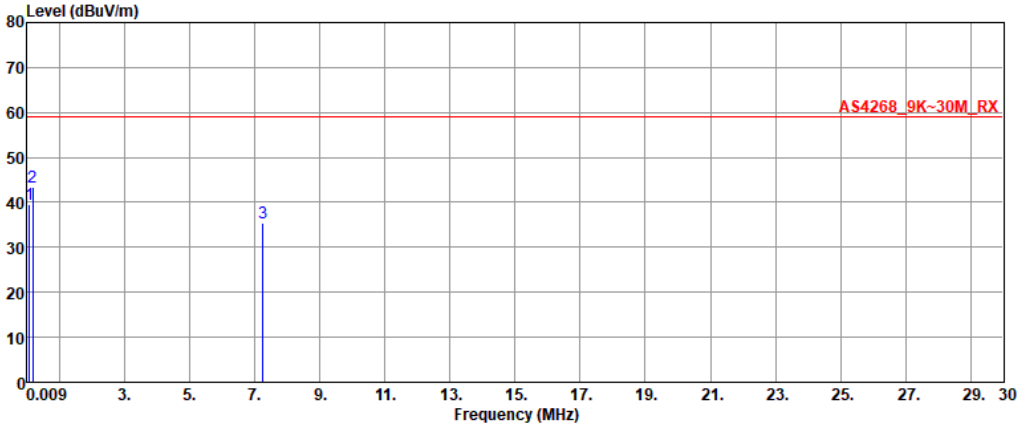

	Freq.	Measured value	Limit	Margin	Factor	Reading
	MHz	dBuV/m	dBuV/m	dB	dB/m	dBuV
1	0.08	39.49	59.00	-19.51	18.78	20.71
2	0.17	43.41	59.00	-15.59	19.26	24.15
3	7.25	35.45	59.00	-23.55	20.69	14.76

Note 1: Measured Value (dBm) = Reading (dBm) + Factor (dB).
Note 2: Margin (dB) = Measured Value (dBm) – Limit (dBm).

Configuration 7: Mini NanoBlade Flex 6GHz_EMF2471A3S-10MH4L

Emissions (≤ 30MHz)

Modulation	11b	Test Freq. (MHz)	2412
Frequency	9kHz~30MHz		

Test By :2026-03-12 Temperature:25 Humidity(%):65

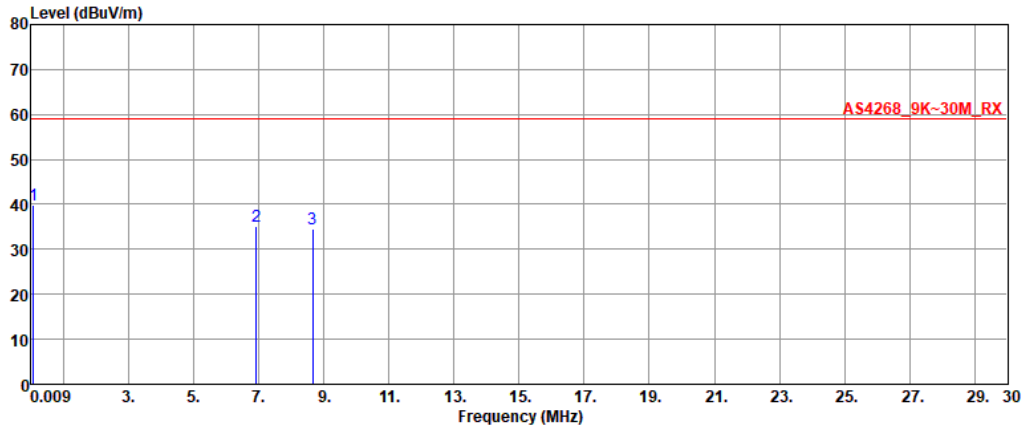

	Freq.	Measured value	Limit	Margin	Factor	Reading
	MHz	dBuV/m	dBuV/m	dB	dB/m	dBuV
1	0.07	39.89	59.00	-19.11	18.98	20.91
2	6.93	35.17	59.00	-23.83	20.79	14.38
3	8.65	34.65	59.00	-24.35	20.48	14.17

Note 1: Measured Value (dBm) = Reading (dBm) + Factor (dB).
Note 2: Margin (dB) = Measured Value (dBm) – Limit (dBm).

Modulation	11b	Test Freq. (MHz)	2472
Frequency	9kHz~30MHz		

Test By :2026-03-12 Temperature:25 Humidity(%):65

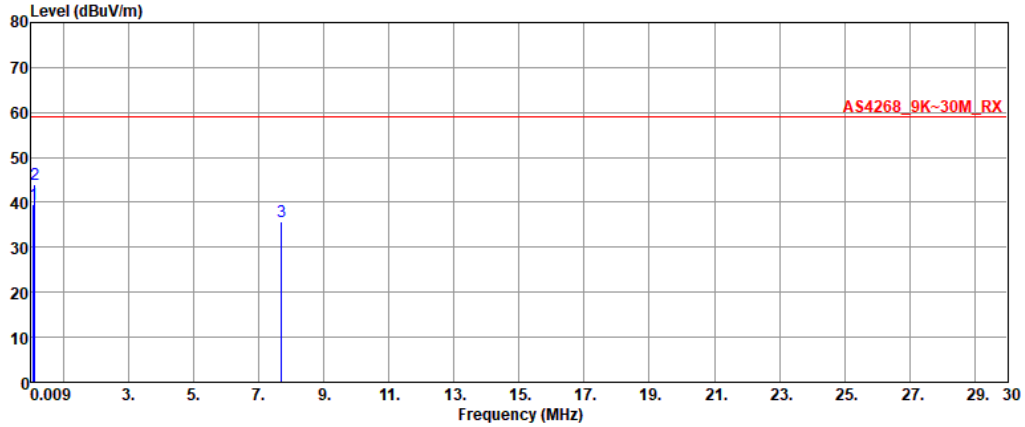

	Freq.	Measured value	Limit	Margin	Factor	Reading
	MHz	dBuV/m	dBuV/m	dB	dB/m	dBuV
1	0.07	39.56	59.00	-19.44	18.99	20.57
2	0.12	43.84	59.00	-15.16	18.83	25.01
3	7.70	35.65	59.00	-23.35	20.56	15.09

Note 1: Measured Value (dBm) = Reading (dBm) + Factor (dB).
Note 2: Margin (dB) = Measured Value (dBm) – Limit (dBm).

Modulation	11g	**Test Freq. (MHz)**	2412
Frequency	9kHz~30MHz		

Test By :2026-03-12 Temperature:25 Humidity(%):65

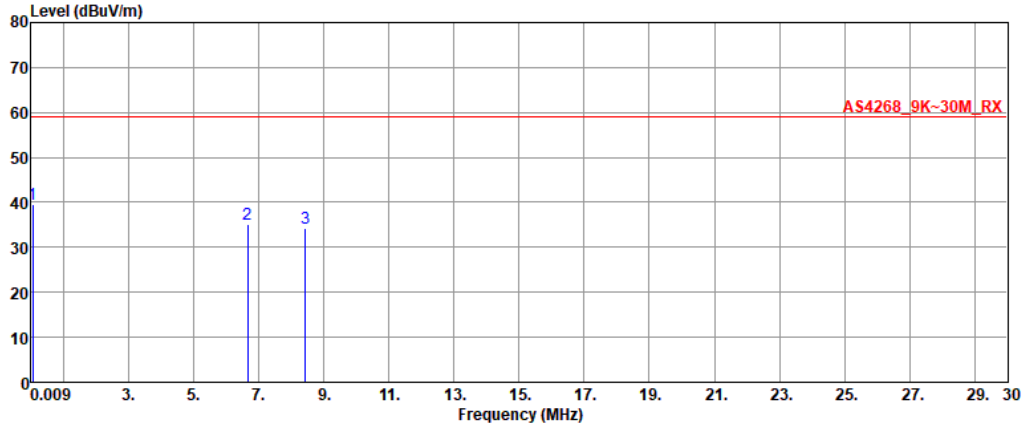

	Freq.	Measured value	Limit	Margin	Factor	Reading
	MHz	dBuV/m	dBuV/m	dB	dB/m	dBuV
1	0.05	39.66	59.00	-19.34	19.93	19.73
2	6.65	35.08	59.00	-23.92	20.86	14.22
3	8.44	34.13	59.00	-24.87	20.48	13.65

Note 1: Measured Value (dBm) = Reading (dBm) + Factor (dB).
Note 2: Margin (dB) = Measured Value (dBm) – Limit (dBm).

Modulation	11g	**Test Freq. (MHz)**	2472
Frequency	9kHz~30MHz		

Test By :2026-03-12 Temperature:25 Humidity(%):65

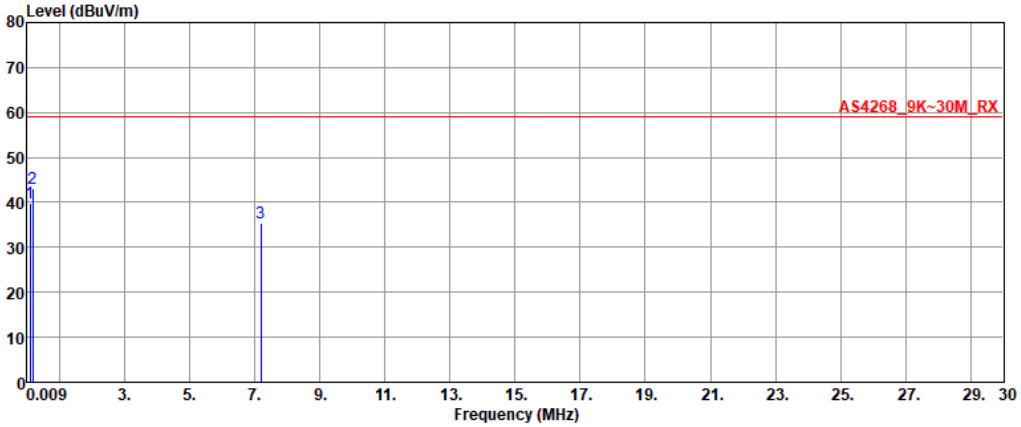

	Freq.	Measured value	Limit	Margin	Factor	Reading
	MHz	dBuV/m	dBuV/m	dB	dB/m	dBuV
1	0.09	39.87	59.00	-19.13	18.96	20.91
2	0.17	43.11	59.00	-15.89	19.30	23.81
3	7.18	35.52	59.00	-23.48	20.71	14.81

Note 1: Measured Value (dBm) = Reading (dBm) + Factor (dB).
Note 2: Margin (dB) = Measured Value (dBm) – Limit (dBm).

Modulation	ax HE20_OFDMA	Test Freq. (MHz)	2412
Frequency	9kHz~30MHz		

Test By :2026-03-12 Temperature:25 Humidity(%):65

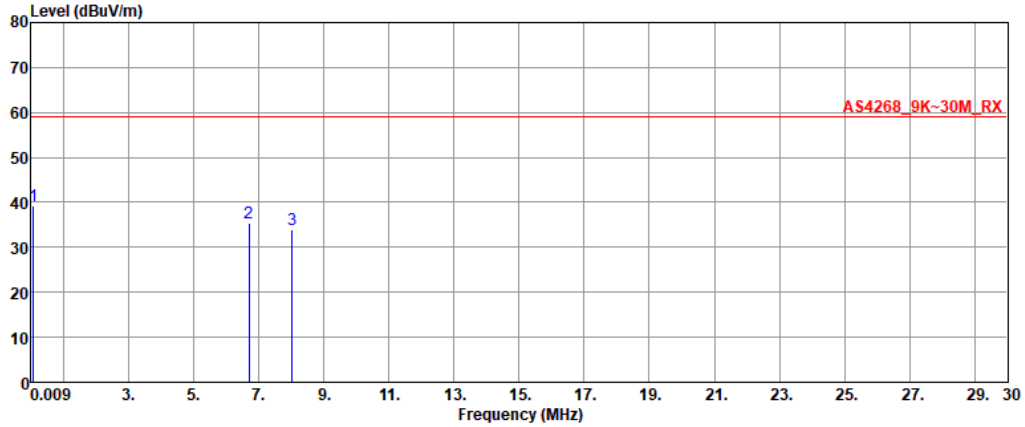

	Freq.	Measured value	Limit	Margin	Factor	Reading
	MHz	dBuV/m	dBuV/m	dB	dB/m	dBuV
1	0.07	39.26	59.00	-19.74	19.02	20.24
2	6.70	35.47	59.00	-23.53	20.85	14.62
3	8.02	34.06	59.00	-24.94	20.48	13.58

Note 1: Measured Value (dBm) = Reading (dBm) + Factor (dB).
Note 2: Margin (dB) = Measured Value (dBm) – Limit (dBm).

Modulation	ax HE20_OFDMA	**Test Freq. (MHz)**	2472
Frequency	9kHz~30MHz		

Test By :2026-03-12 Temperature:25 Humidity(%):65

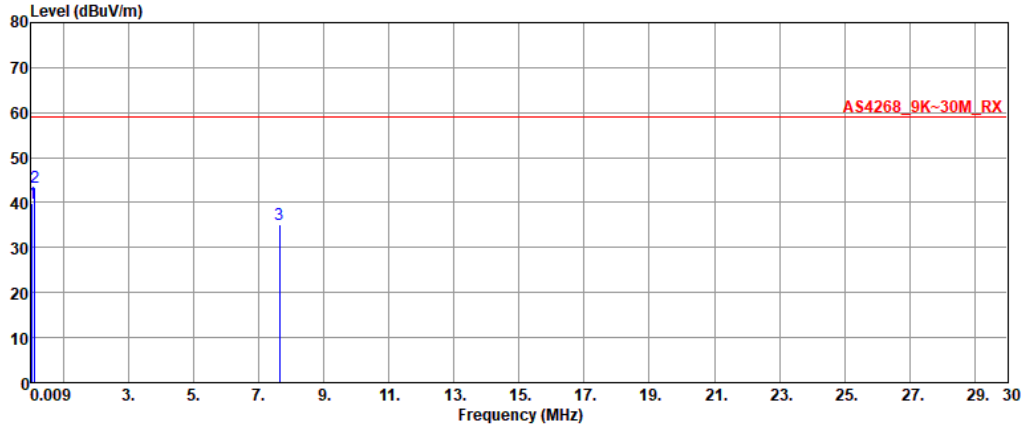

	Freq.	Measured value	Limit	Margin	Factor	Reading
	MHz	dBuV/m	dBuV/m	dB	dB/m	dBuV
1	0.02	39.73	59.00	-19.27	19.98	19.75
2	0.11	43.28	59.00	-15.72	18.76	24.52
3	7.64	35.06	59.00	-23.94	20.57	14.49

Note 1: Measured Value (dBm) = Reading (dBm) + Factor (dB).
Note 2: Margin (dB) = Measured Value (dBm) – Limit (dBm).

full RU configuration

Emissions (25MHz ~ 1GHz)

Modulation	11g	Test Freq. (MHz)	2412
Polarization	Horizontal		

Test By :Ryan Lee Temperature:23 Humidity(%):64

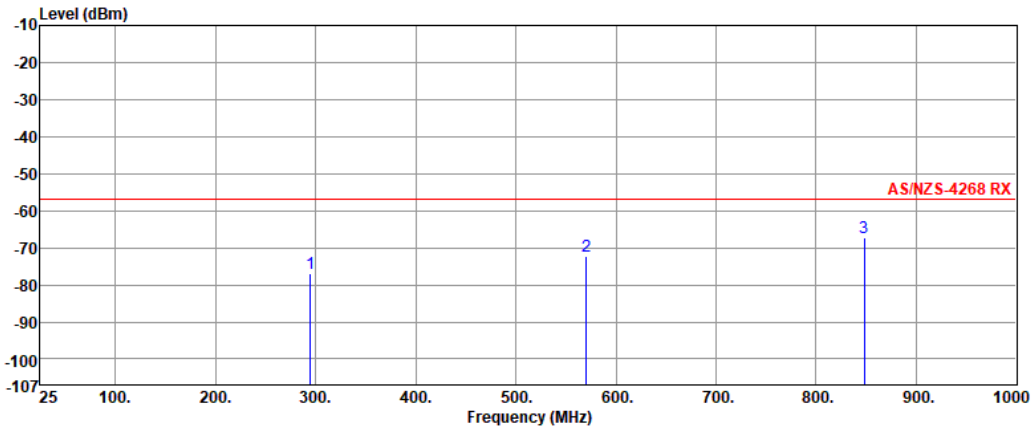

	Freq.	Measured value	Limit	Margin	Factor	Reading
	MHz	dBm	dBm	dB	dB	dBm
1	294.51	-76.90	-57.00	-19.90	-2.42	-74.48
2	570.56	-72.40	-57.00	-15.40	4.15	-76.55
3	848.24	-67.24	-57.00	-10.24	8.65	-75.89

Note 1: Measured Value (dBm) = Reading (dBm) + Factor (dB)
Note 2: Margin (dB) = Measured Value (dBm) – Limit (dBm)

Modulation	11g	**Test Freq. (MHz)**	2412
Polarization	Vertical		

Test By :Ryan Lee Temperature:23 Humidity(%):64

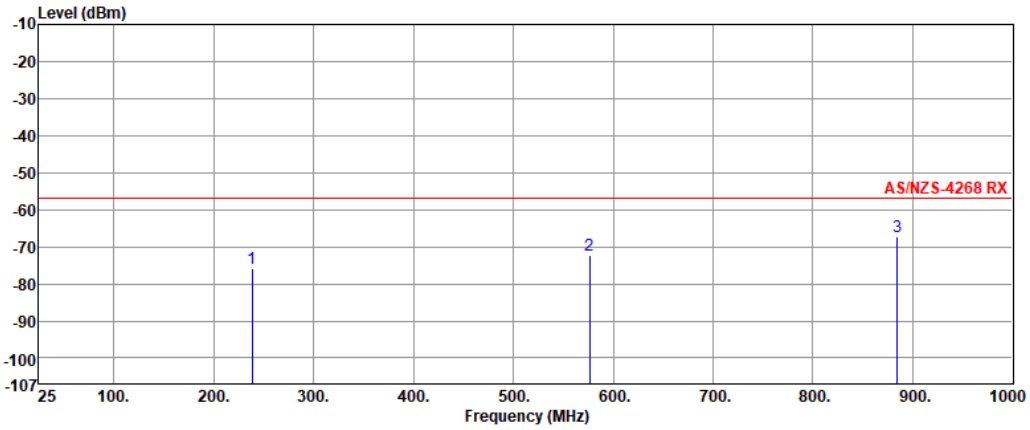

	Freq.	Measured value	Limit	Margin	Factor	Reading
	MHz	dBm	dBm	dB	dB	dBm
1	238.21	-76.03	-57.00	-19.03	-4.26	-71.77
2	576.70	-72.21	-57.00	-15.21	4.65	-76.86
3	884.58	-67.12	-57.00	-10.12	9.21	-76.33

Note 1: Measured Value (dBm) = Reading (dBm) + Factor (dB)
Note 2: Margin (dB) = Measured Value (dBm) – Limit (dBm)

Modulation	11g	**Test Freq. (MHz)**	2472
Polarization	Horizontal		

Test By :Ryan Lee Temperature:23 Humidity(%):64

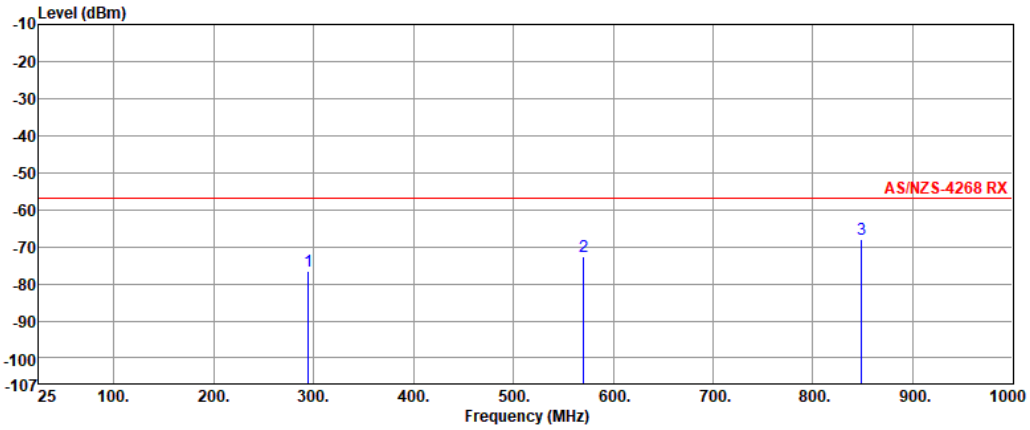

	Freq.	Measured value	Limit	Margin	Factor	Reading
	MHz	dBm	dBm	dB	dB	dBm
1	294.54	-76.58	-57.00	-19.58	-2.42	-74.16
2	570.54	-72.48	-57.00	-15.48	4.14	-76.62
3	848.54	-67.96	-57.00	-10.96	8.67	-76.63

Note 1: Measured Value (dBm) = Reading (dBm) + Factor (dB)
Note 2: Margin (dB) = Measured Value (dBm) – Limit (dBm)

Modulation	11g	**Test Freq. (MHz)**	2472
Polarization	Vertical		

Test By :Ryan Lee Temperature:23 Humidity(%):64

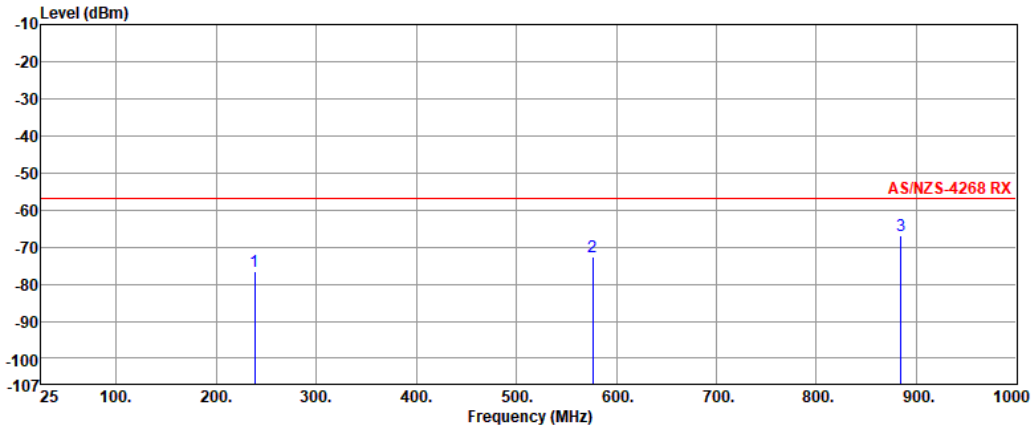

	Freq.	Measured value	Limit	Margin	Factor	Reading
	MHz	dBm	dBm	dB	dB	dBm
1	238.56	-76.51	-57.00	-19.51	-4.23	-72.28
2	576.51	-72.75	-57.00	-15.75	4.65	-77.40
3	884.54	-67.00	-57.00	-10.00	9.21	-76.21

Note 1: Measured Value (dBm) = Reading (dBm) + Factor (dB)
Note 2: Margin (dB) = Measured Value (dBm) – Limit (dBm)

Modulation	ax HE20-OFDMA	**Test Freq. (MHz)**	2412
Polarization	Horizontal		

Test By :Ryan Lee Temperature:23 Humidity(%):64

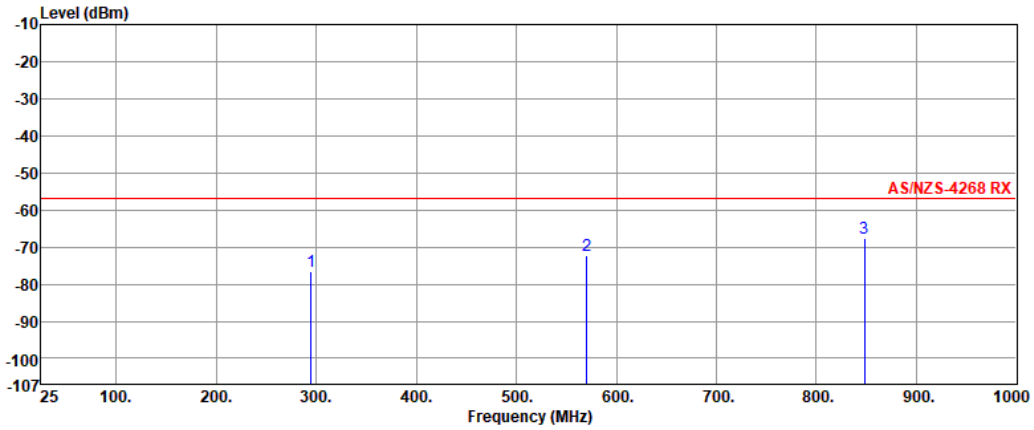

	Freq.	Measured value	Limit	Margin	Factor	Reading
	MHz	dBm	dBm	dB	dB	dBm
1	294.56	-76.58	-57.00	-19.58	-2.42	-74.16
2	570.54	-72.13	-57.00	-15.13	4.14	-76.27
3	848.41	-67.58	-57.00	-10.58	8.66	-76.24

Note 1: Measured Value (dBm) = Reading (dBm) + Factor (dB)
Note 2: Margin (dB) = Measured Value (dBm) – Limit (dBm)

Modulation	ax HE20-OFDMA	**Test Freq. (MHz)**	2412
Polarization	Vertical		

Test By :Ryan Lee Temperature:23 Humidity(%):64

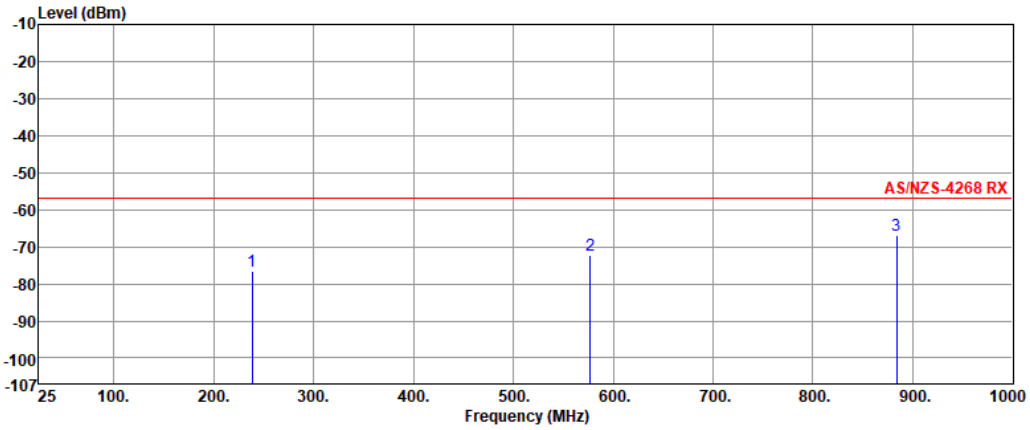

	Freq.	Measured value	Limit	Margin	Factor	Reading
	MHz	dBm	dBm	dB	dB	dBm
1	238.54	-76.54	-57.00	-19.54	-4.24	-72.30
2	576.97	-72.12	-57.00	-15.12	4.66	-76.78
3	884.25	-67.00	-57.00	-10.00	9.22	-76.22

Note 1: Measured Value (dBm) = Reading (dBm) + Factor (dB)
Note 2: Margin (dB) = Measured Value (dBm) – Limit (dBm)

Modulation	ax HE20-OFDMA	**Test Freq. (MHz)**	2472
Polarization	Horizontal		

Test By :Ryan Lee Temperature:23 Humidity(%):64

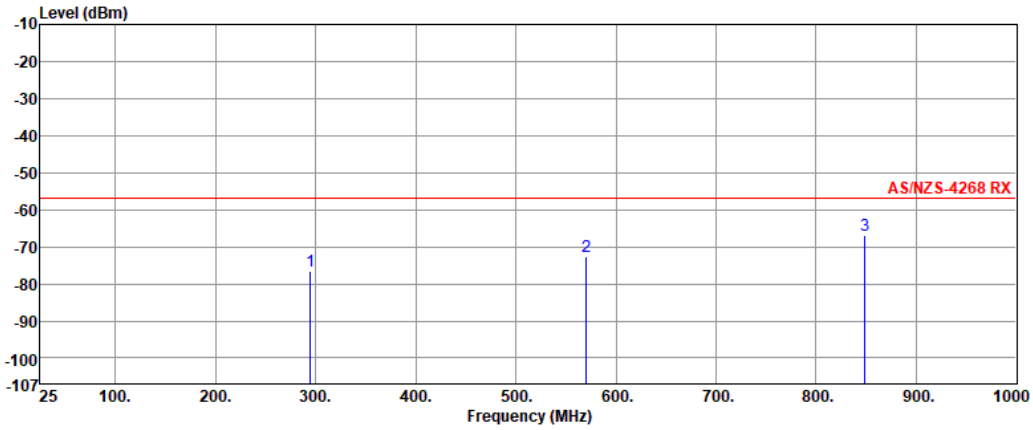

	Freq.	Measured value	Limit	Margin	Factor	Reading
	MHz	dBm	dBm	dB	dB	dBm
1	294.95	-76.55	-57.00	-19.55	-2.42	-74.13
2	570.21	-72.56	-57.00	-15.56	4.11	-76.67
3	848.58	-67.01	-57.00	-10.01	8.67	-75.68

Note 1: Measured Value (dBm) = Reading (dBm) + Factor (dB)
Note 2: Margin (dB) = Measured Value (dBm) – Limit (dBm)

Modulation	ax HE20-OFDMA	Test Freq. (MHz)	2472
Polarization	Vertical		

Test By :Ryan Lee Temperature:23 Humidity(%):64

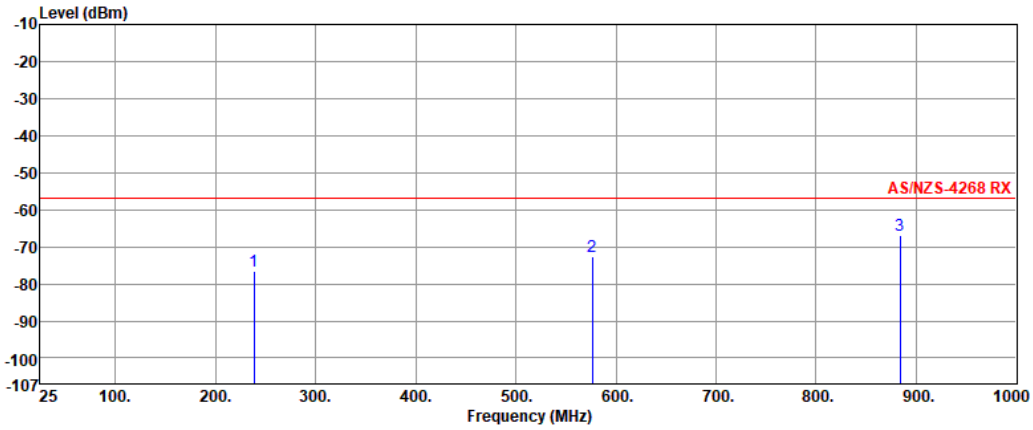

	Freq.	Measured value	Limit	Margin	Factor	Reading
	MHz	dBm	dBm	dB	dB	dBm
1	238.51	-76.75	-57.00	-19.75	-4.24	-72.51
2	576.28	-72.47	-57.00	-15.47	4.64	-77.11
3	884.21	-67.04	-57.00	-10.04	9.22	-76.26

Note 1: Measured Value (dBm) = Reading (dBm) + Factor (dB)
Note 2: Margin (dB) = Measured Value (dBm) – Limit (dBm)

Emissions (Above 1GHz)

Modulation	11g	**Test Freq. (MHz)**	2412
Polarization	Horizontal		

Test By :Ryan Lee Temperature:23 Humidity(%):64

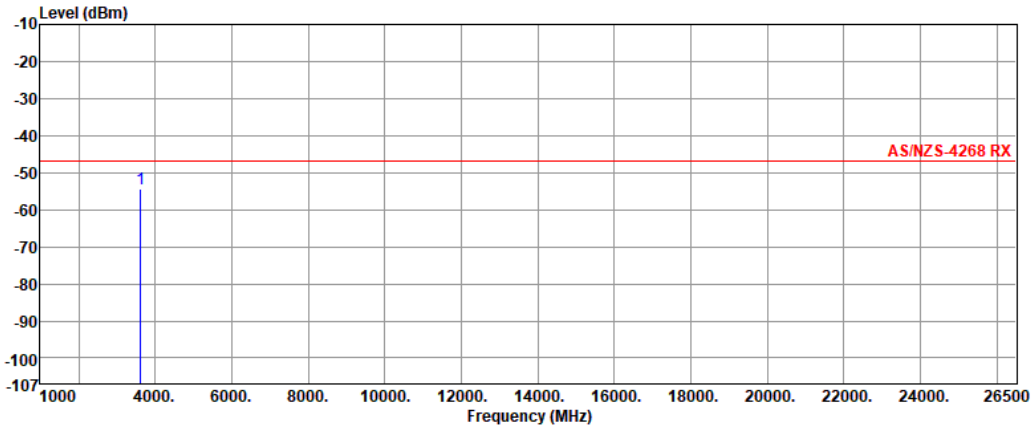

	Freq.	Measured value	Limit	Margin	Factor	Reading
	MHz	dBm	dBm	dB	dB	dBm
1	3617.58	-54.42	-47.00	-7.42	7.22	-61.64

Note 1: Measured Value (dBm) = Reading (dBm) + Factor (dB)
Note 2: Margin (dB) = Measured Value (dBm) – Limit (dBm)

Modulation	11g	**Test Freq. (MHz)**	2412
Polarization	Vertical		

Test By :Ryan Lee Temperature:23 Humidity(%):64

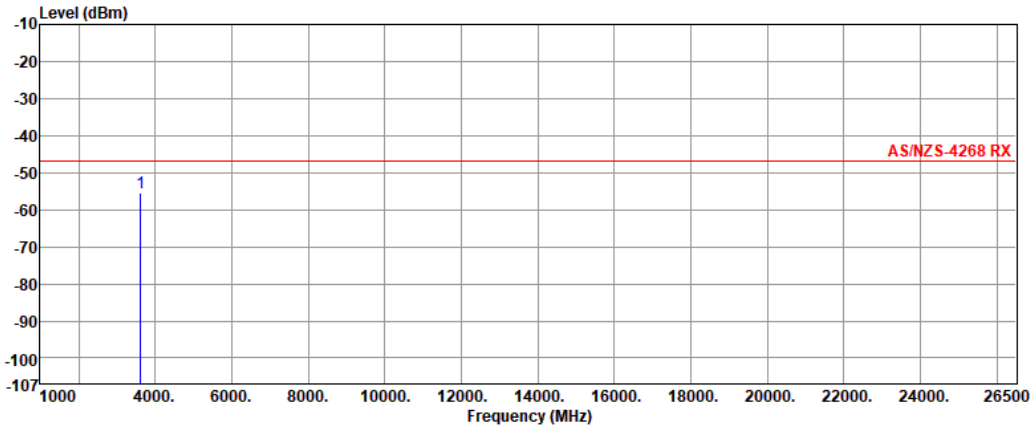

	Freq.	Measured value	Limit	Margin	Factor	Reading
	MHz	dBm	dBm	dB	dB	dBm
1	3618.58	-55.41	-47.00	-8.41	7.13	-62.54

Note 1: Measured Value (dBm) = Reading (dBm) + Factor (dB)
Note 2: Margin (dB) = Measured Value (dBm) – Limit (dBm)

Modulation	11g	**Test Freq. (MHz)**	2472
Polarization	Horizontal		

Test By :Ryan Lee Temperature:23 Humidity(%):64

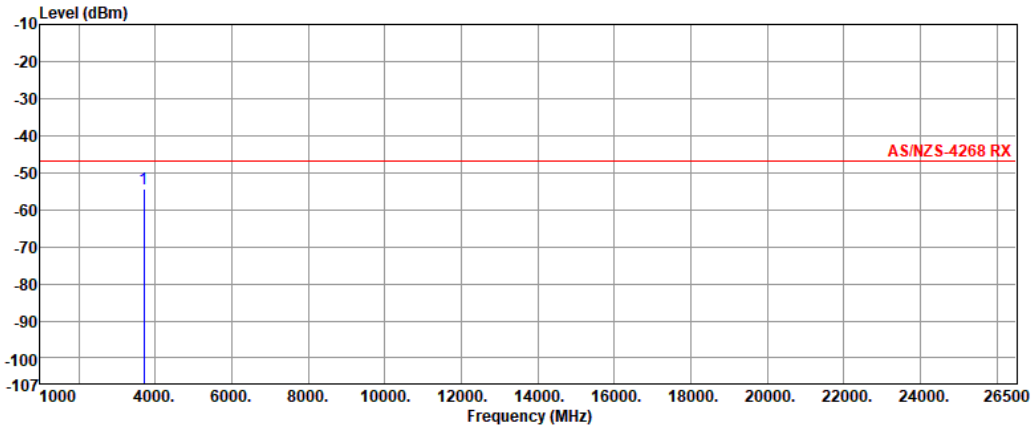

	Freq.	Measured value	Limit	Margin	Factor	Reading
	MHz	dBm	dBm	dB	dB	dBm
1	3707.54	-54.45	-47.00	-7.45	7.34	-61.79

Note 1: Measured Value (dBm) = Reading (dBm) + Factor (dB)
Note 2: Margin (dB) = Measured Value (dBm) – Limit (dBm)

Modulation	11g	**Test Freq. (MHz)**	2472
Polarization	Vertical		

Test By :Ryan Lee Temperature:23 Humidity(%):64

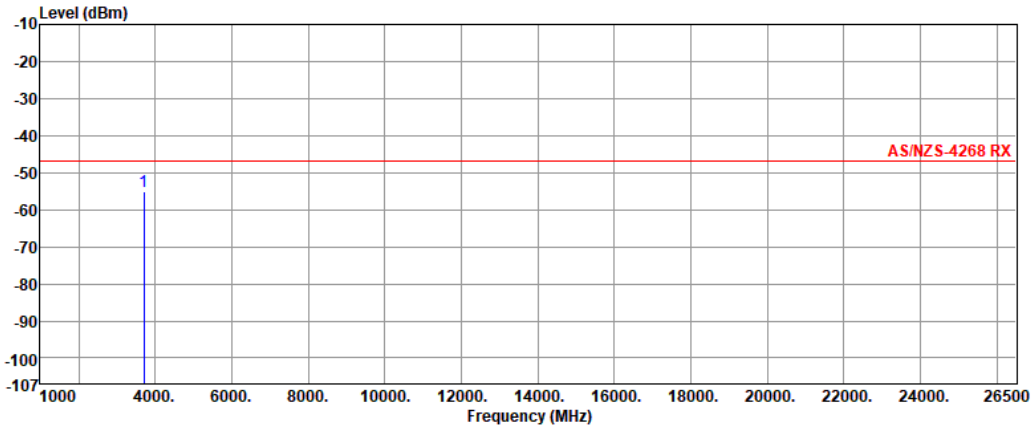

	Freq.	Measured value	Limit	Margin	Factor	Reading
	MHz	dBm	dBm	dB	dB	dBm
1	3707.85	-55.24	-47.00	-8.24	7.27	-62.51

Note 1: Measured Value (dBm) = Reading (dBm) + Factor (dB)
Note 2: Margin (dB) = Measured Value (dBm) – Limit (dBm)

Modulation	ax HE20-OFDMA	**Test Freq. (MHz)**	2412
Polarization	Horizontal		

Test By :Ryan Lee Temperature:23 Humidity(%):64

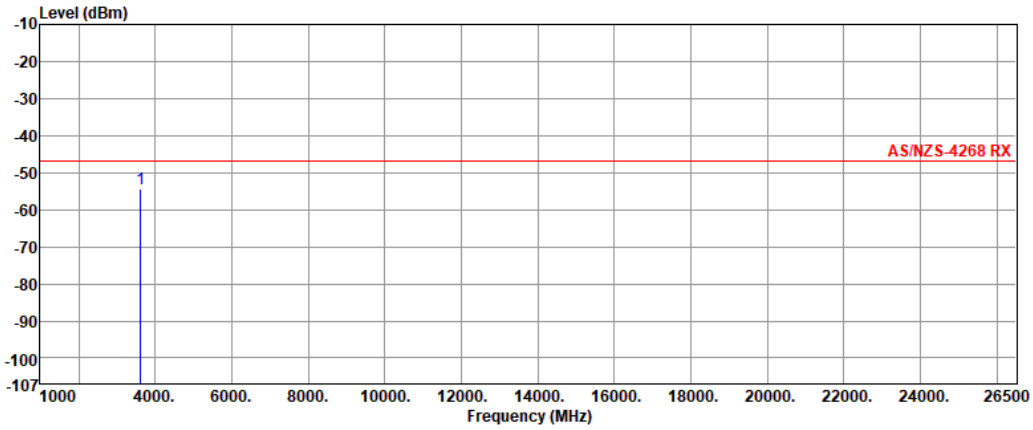

	Freq.	Measured value	Limit	Margin	Factor	Reading
	MHz	dBm	dBm	dB	dB	dBm
1	3617.65	-54.21	-47.00	-7.21	7.22	-61.43

Note 1: Measured Value (dBm) = Reading (dBm) + Factor (dB)
Note 2: Margin (dB) = Measured Value (dBm) – Limit (dBm)

Modulation	ax HE20-OFDMA	**Test Freq. (MHz)**	2412
Polarization	Vertical		

Test By :Ryan Lee Temperature:23 Humidity(%):64

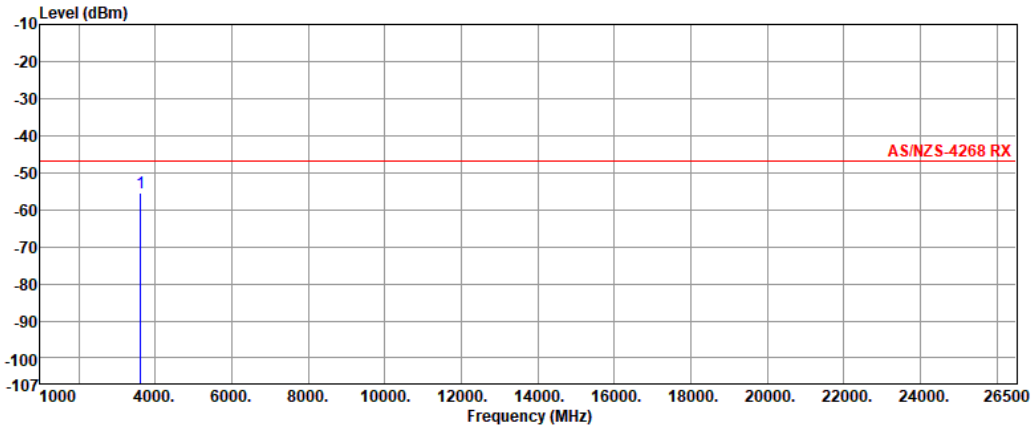

	Freq.	Measured value	Limit	Margin	Factor	Reading
	MHz	dBm	dBm	dB	dB	dBm
1	3618.25	-55.58	-47.00	-8.58	7.13	-62.71

Note 1: Measured Value (dBm) = Reading (dBm) + Factor (dB)
Note 2: Margin (dB) = Measured Value (dBm) – Limit (dBm)

Modulation	ax HE20-OFDMA	**Test Freq. (MHz)**	2472
Polarization	Horizontal		

Test By :Ryan Lee Temperature:23 Humidity(%):64

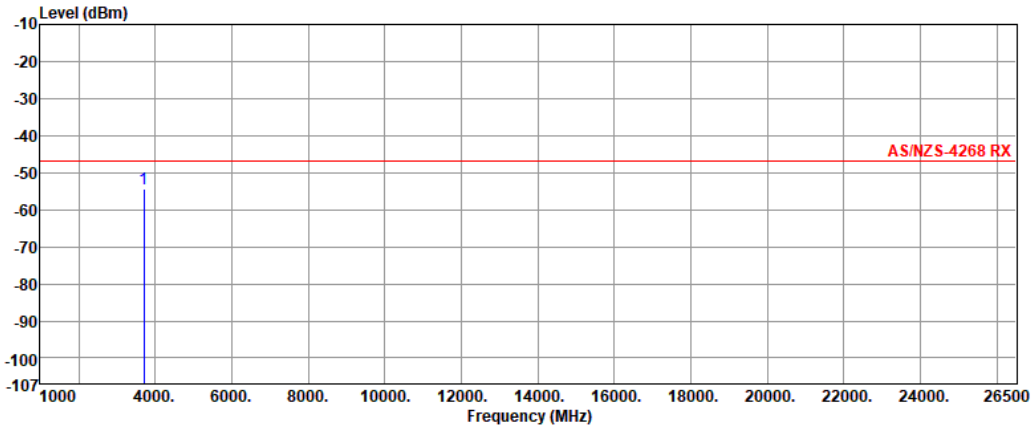

	Freq.	Measured value	Limit	Margin	Factor	Reading
	MHz	dBm	dBm	dB	dB	dBm
1	3707.87	-54.52	-47.00	-7.52	7.34	-61.86

Note 1: Measured Value (dBm) = Reading (dBm) + Factor (dB)
Note 2: Margin (dB) = Measured Value (dBm) – Limit (dBm)

Modulation	ax HE20-OFDMA	**Test Freq. (MHz)**	2472
Polarization	Vertical		

Test By :Ryan Lee Temperature:23 Humidity(%):64

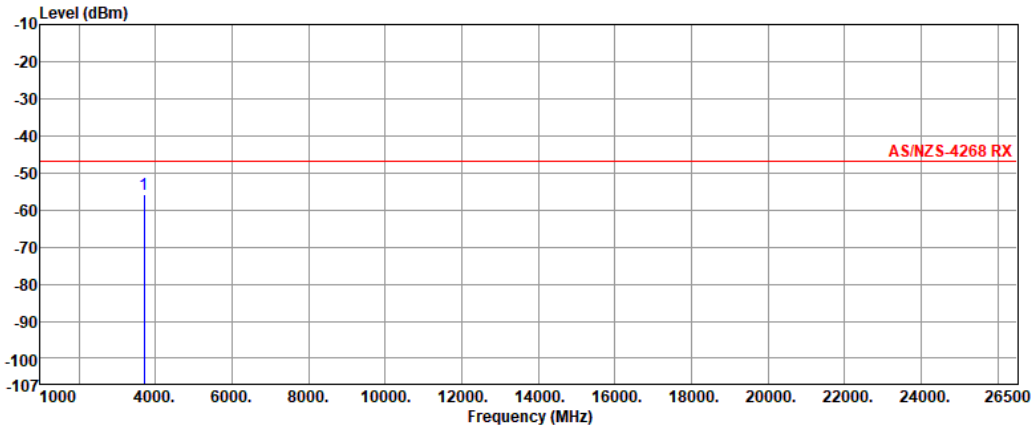

	Freq.	Measured value	Limit	Margin	Factor	Reading
	MHz	dBm	dBm	dB	dB	dBm
1	3707.56	-55.87	-47.00	-8.87	7.27	-63.14

Note 1: Measured Value (dBm) = Reading (dBm) + Factor (dB)
Note 2: Margin (dB) = Measured Value (dBm) – Limit (dBm)

full RU configuration

Emissions (25MHz ~ 1GHz)

Modulation	11g
Test Freq. (MHz)	2412

Test By :Ryan Lee Temperature:23 Humidity(%):64

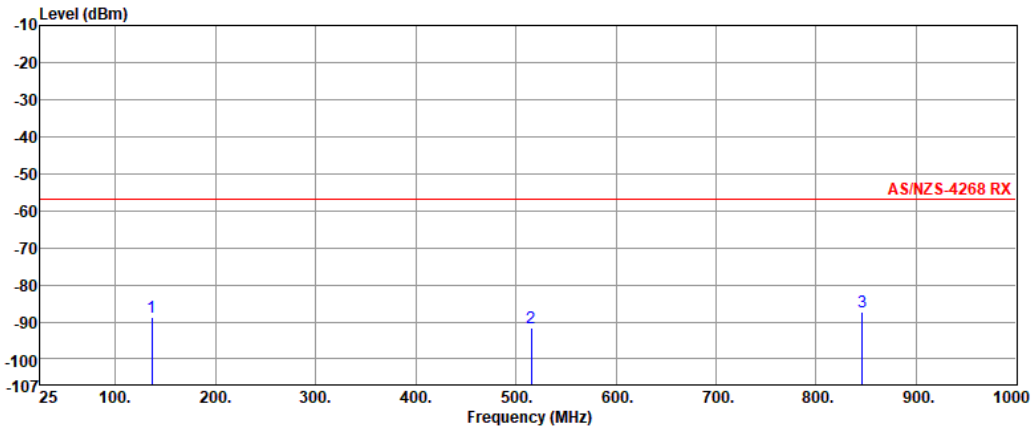

	Freq.	Measured value	Limit	Margin	Factor	Reading
	MHz	dBm	dBm	dB	dB	dBm
1	136.51	-88.75	-57.00	-31.75	0.00	-88.75
2	515.52	-91.74	-57.00	-34.74	0.00	-91.74
3	846.51	-87.48	-57.00	-30.48	0.00	-87.48

Note 1: Measured Value (dBm) = Reading (dBm) + Factor (dB)
Note 2: Margin (dB) = Measured Value (dBm) – Limit (dBm)

Modulation	11g
Test Freq. (MHz)	2472

Test By :Ryan Lee Temperature:23 Humidity(%):64

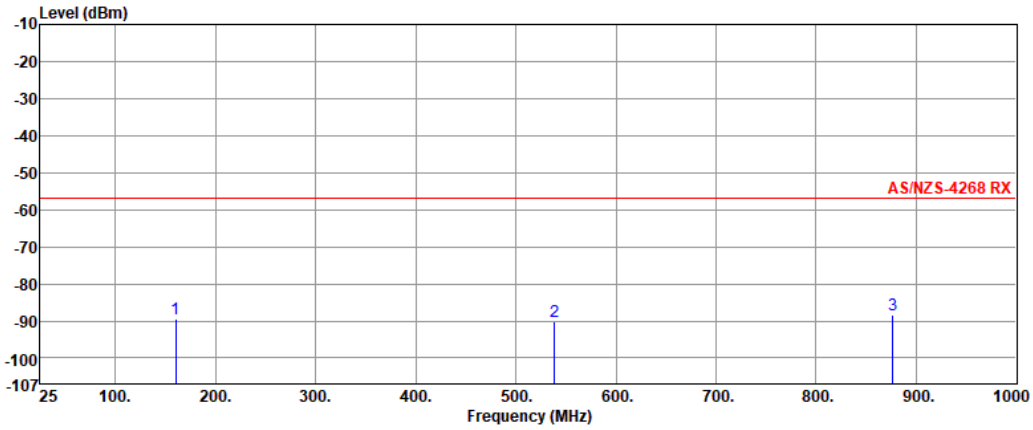

	Freq.	Measured value	Limit	Margin	Factor	Reading
	MHz	dBm	dBm	dB	dB	dBm
1	160.51	-89.53	-57.00	-32.53	0.00	-89.53
2	538.87	-90.12	-57.00	-33.12	0.00	-90.12
3	876.51	-88.42	-57.00	-31.42	0.00	-88.42

Note 1: Measured Value (dBm) = Reading (dBm) + Factor (dB)
Note 2: Margin (dB) = Measured Value (dBm) – Limit (dBm)

Modulation	ax HE20-OFDMA
Test Freq. (MHz)	2412

Test By :Ryan Lee Temperature:23 Humidity(%):64

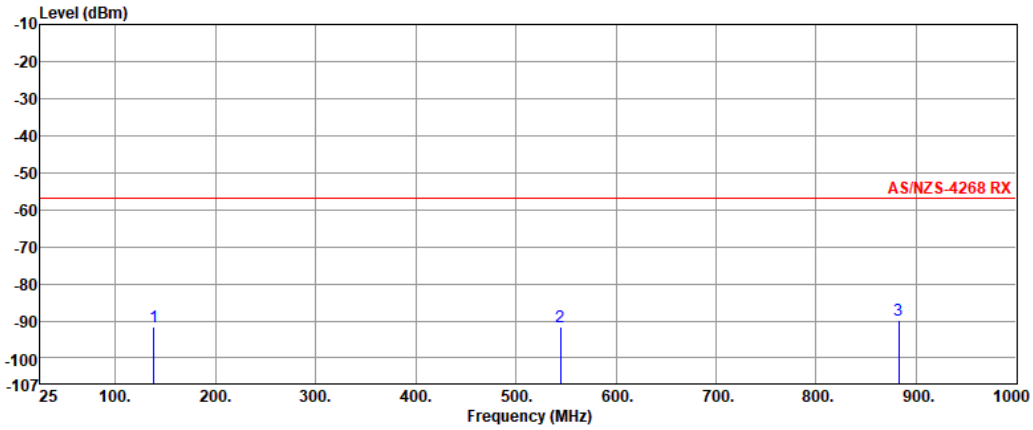

	Freq.	Measured value	Limit	Margin	Factor	Reading
	MHz	dBm	dBm	dB	dB	dBm
1	138.23	-91.45	-57.00	-34.45	0.00	-91.45
2	544.56	-91.48	-57.00	-34.48	0.00	-91.48
3	882.51	-89.78	-57.00	-32.78	0.00	-89.78

Note 1: Measured Value (dBm) = Reading (dBm) + Factor (dB)
Note 2: Margin (dB) = Measured Value (dBm) – Limit (dBm)

Modulation	ax HE20-OFDMA
Test Freq. (MHz)	2472

Test By :Ryan Lee Temperature:23 Humidity(%):64

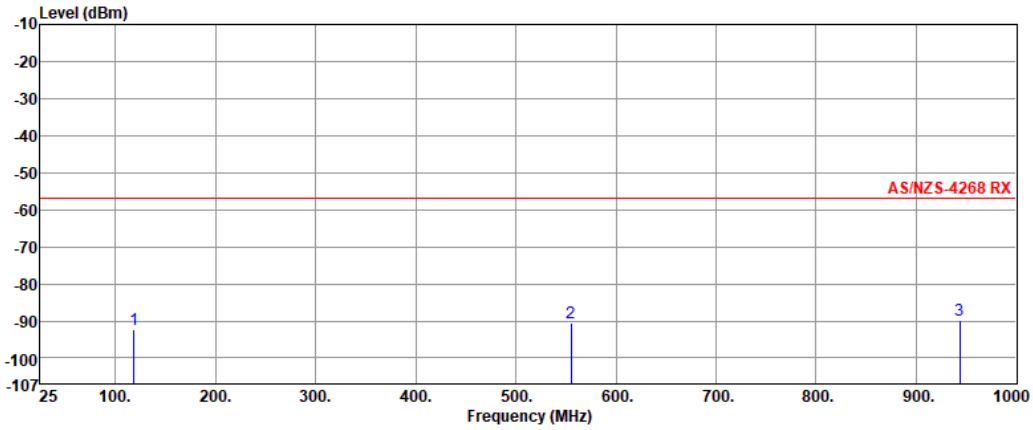

	Freq.	Measured value	Limit	Margin	Factor	Reading
	MHz	dBm	dBm	dB	dB	dBm
1	118.54	-92.42	-57.00	-35.42	0.00	-92.42
2	555.54	-90.41	-57.00	-33.41	0.00	-90.41
3	943.52	-89.74	-57.00	-32.74	0.00	-89.74

Note 1: Measured Value (dBm) = Reading (dBm) + Factor (dB)
Note 2: Margin (dB) = Measured Value (dBm) – Limit (dBm)

Emissions (Above 1GHz)

Modulation	11g
Test Freq. (MHz)	2412

Test By :Ryan Lee Temperature:23 Humidity(%):64

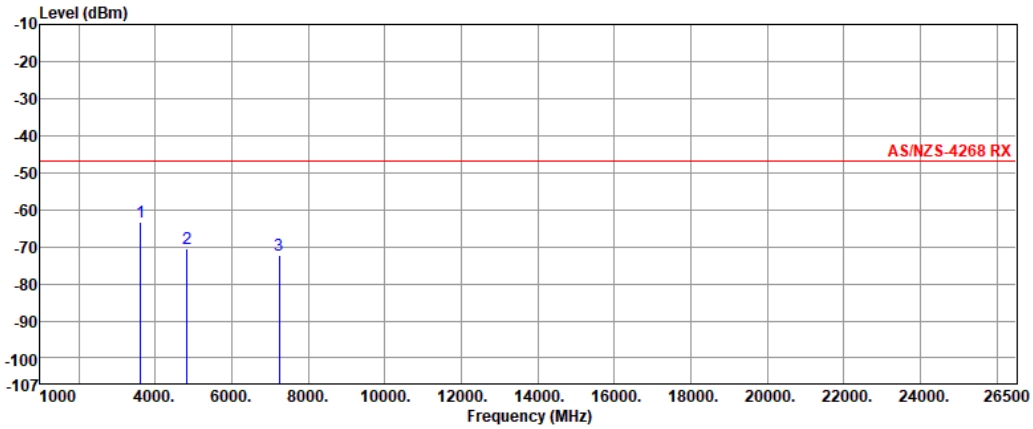

	Freq.	Measured value	Limit	Margin	Factor	Reading
	MHz	dBm	dBm	dB	dB	dBm
1	3617.74	-63.41	-47.00	-16.41	0.00	-63.41
2	4823.45	-70.41	-47.00	-23.41	0.00	-70.41
3	7236.93	-72.41	-47.00	-25.41	0.00	-72.41

Note 1: Measured Value (dBm) = Reading (dBm) + Factor (dB)
Note 2: Margin (dB) = Measured Value (dBm) – Limit (dBm)

Modulation	11g
Test Freq. (MHz)	2472

Test By :Ryan Lee Temperature:23 Humidity(%):64

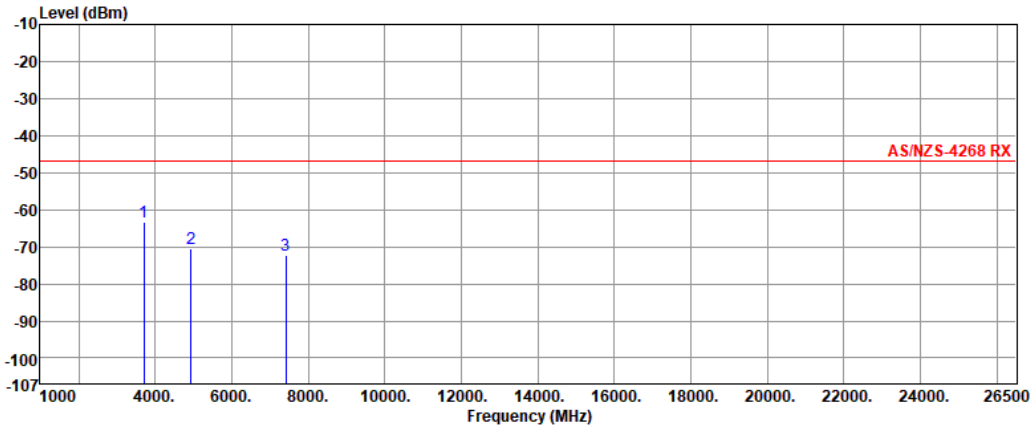

	Freq.	Measured value	Limit	Margin	Factor	Reading
	MHz	dBm	dBm	dB	dB	dBm
1	3707.51	-63.42	-47.00	-16.42	0.00	-63.42
2	4943.50	-70.41	-47.00	-23.41	0.00	-70.41
3	7415.51	-72.41	-47.00	-25.41	0.00	-72.41

Note 1: Measured Value (dBm) = Reading (dBm) + Factor (dB)
Note 2: Margin (dB) = Measured Value (dBm) – Limit (dBm)

Modulation	ax HE20-OFDMA
Test Freq. (MHz)	2412

Test By :Ryan Lee Temperature:23 Humidity(%):64

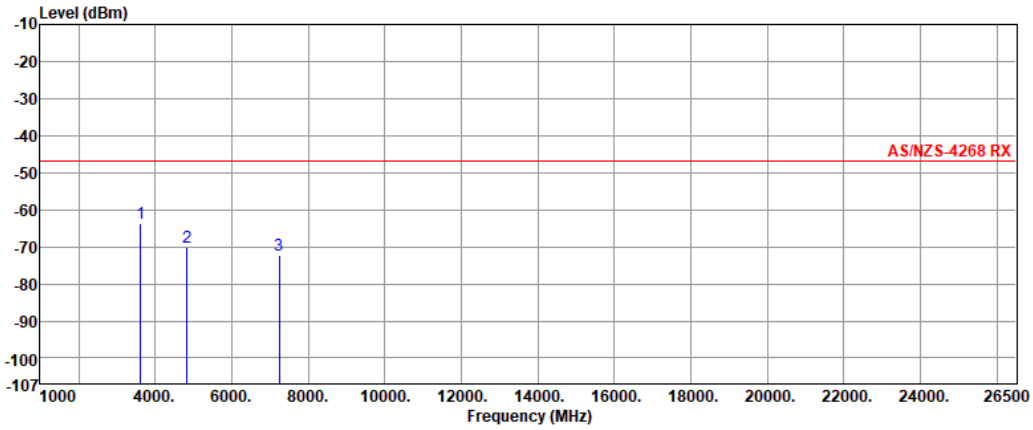

	Freq.	Measured value	Limit	Margin	Factor	Reading
	MHz	dBm	dBm	dB	dB	dBm
1	3617.41	-63.52	-47.00	-16.52	0.00	-63.52
2	4823.51	-70.14	-47.00	-23.14	0.00	-70.14
3	7236.54	-72.14	-47.00	-25.14	0.00	-72.14

Note 1: Measured Value (dBm) = Reading (dBm) + Factor (dB)
Note 2: Margin (dB) = Measured Value (dBm) – Limit (dBm)

Modulation	ax HE20-OFDMA
Test Freq. (MHz)	2472

Test By :Ryan Lee Temperature:23 Humidity(%):64

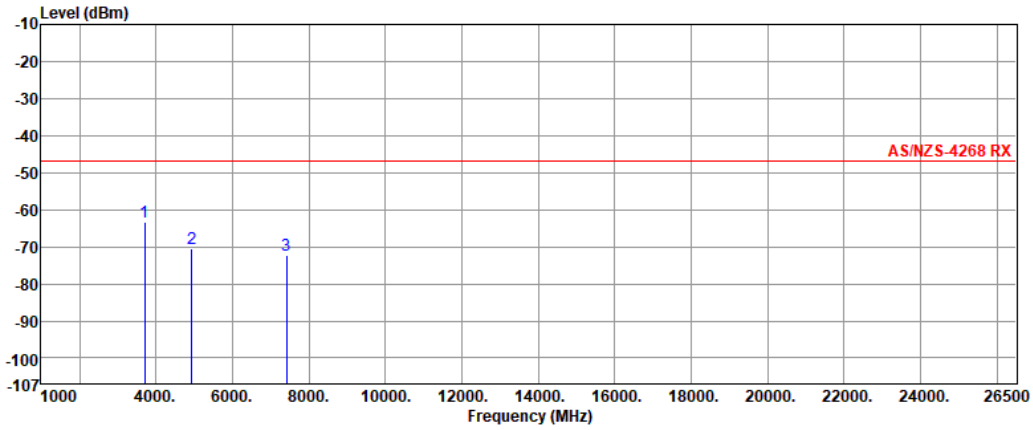

	Freq.	Measured value	Limit	Margin	Factor	Reading
	MHz	dBm	dBm	dB	dB	dBm
1	3707.52	-63.47	-47.00	-16.47	0.00	-63.47
2	4943.41	-70.56	-47.00	-23.56	0.00	-70.56
3	7415.10	-72.25	-47.00	-25.25	0.00	-72.25

Note 1: Measured Value (dBm) = Reading (dBm) + Factor (dB)
Note 2: Margin (dB) = Measured Value (dBm) – Limit (dBm)